

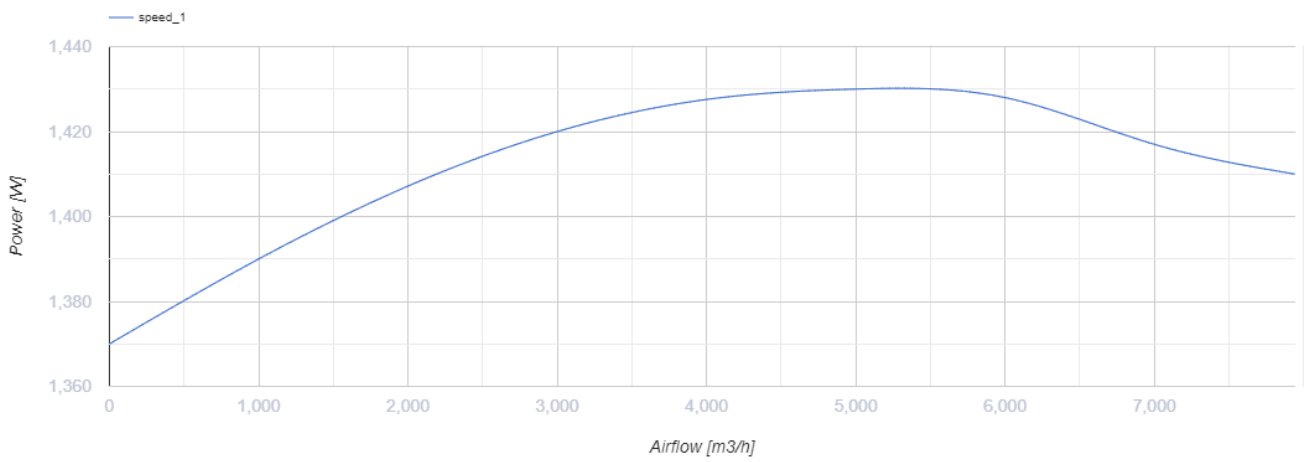
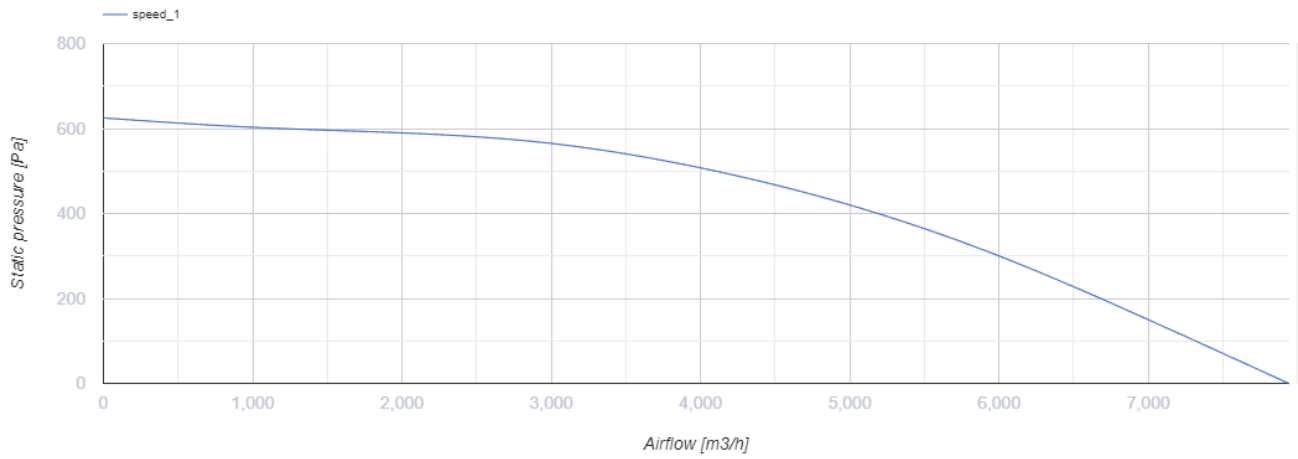
VS 500-4D



Inline centrifugal fans with backward curved blades in heat- and sound-insulated casing

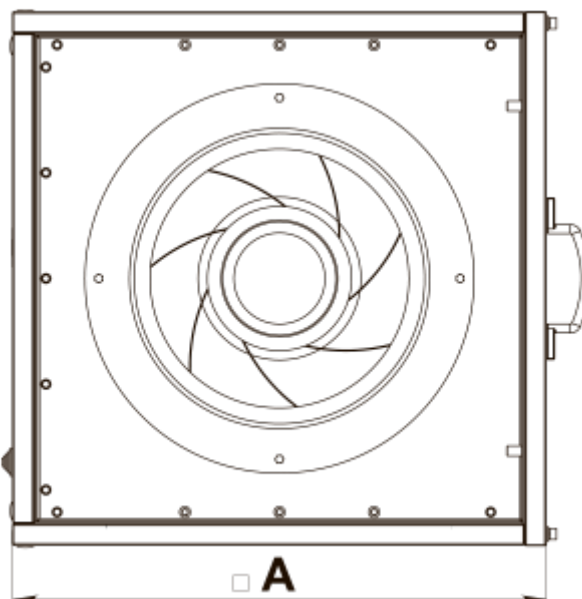
- Maximum airflow: 7940
- Sound pressure level LpA at 3 m: 58
- Sound insulation
- Motor type: AC
- Impeller type: Centrifugal backward curved blades
- Casing material: Aluzinc
- Installation in any position

| | Unit of measurement | VS 500-4D |
|-----------------------------------|---------------------|-----------|
| Connected air duct size | mm | 500 |
| Speed | - | 1 |
| Minimum supply voltage | V | 400 |
| Maximum supply voltage | V | 400 |
| Power supply frequency | Hz | 50 |
| Rated power | W | 1430 |
| Unit current | A | 3 |
| Maximum airflow | m ³ /h | 7940 |
| Sound pressure level LpA at 3 m | dB(A) | 58 |
| Weight | kg | 56 |
| Transported air temperature (max) | °C | 80 |
| Transported air temperature (min) | °C | -40 |
| Ingress protection rating | - | IPX4 |



Dimensions

| |
|----------|
| A |
| 670 |



Ecodesign

| | |
|---------------------------------------|---------------------|
| Trademark | Vents |
| Model | VS 500-4D |
| Type of drive installed | External MSD or VSD |
| Type of heat recovery system | None |
| Nominal flow rate (m ³ /s) | 1.277 |
| Nominal external pressure (Pa) | 454 |
| Maximum external leakage rates (%) | 2.7 |
| Static efficiency (%) | 41.4 |
| Declared typology | NRVU UVU |
| Sound power level (dB(A)) | 78 |
| Effective electric power input (kW) | 1.428 |