

# VUE 150 P3 A1

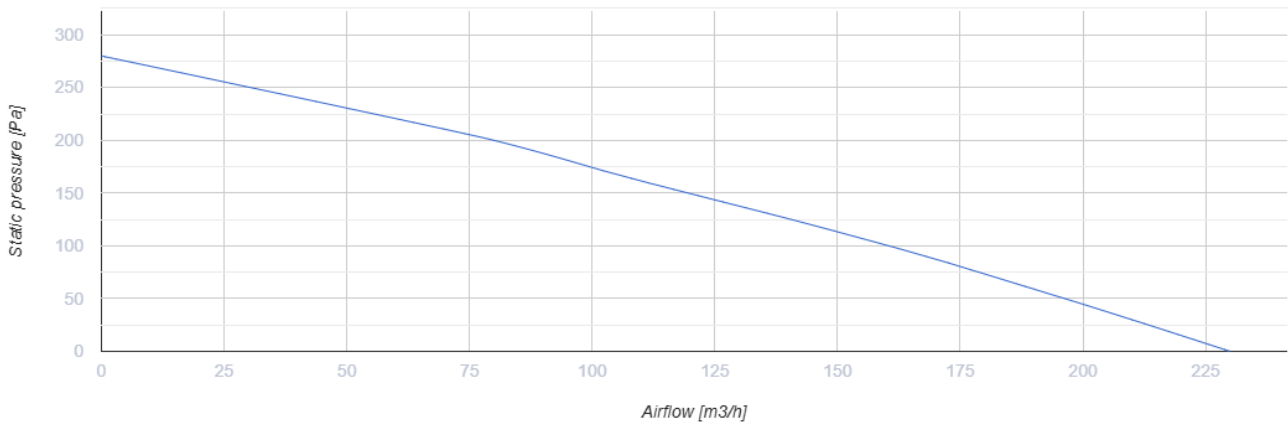


Heat recovery air handling units in heat- and sound-insulated casing

- Maximum airflow: 230
- Sound pressure level LpA at 3 m: 49
- Heat exchanger type: Cross flow
- Extract filter: G4
- Supply filter: G4 and F8 (PM2.5 93%)
- Sound insulation
- Motor type: AC
- Enthalpy heat exchanger
- Control: Remote Control
- Casing material: Polypropylene/Thermoplastic elastomer

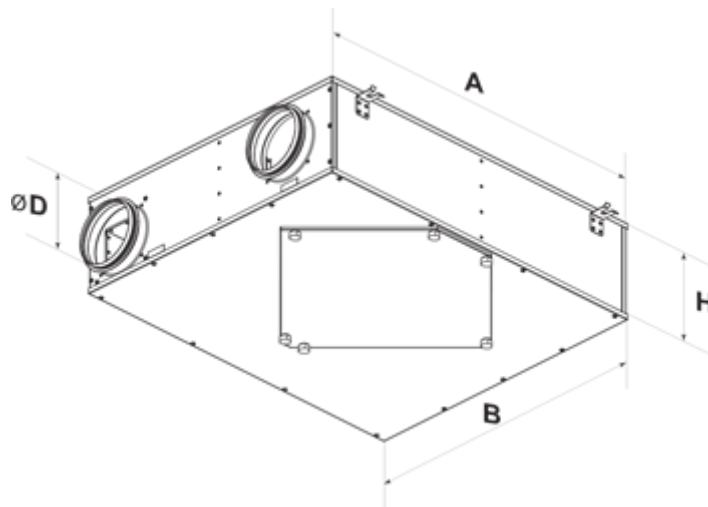
	Unit of measurement	VUE 150 P3 A1
Connected air duct size	mm	100
Speed	-	1
Minimum supply voltage	V	230
Maximum supply voltage	V	230
Power supply frequency	Hz	50
Rated power	W	125
Unit current	A	0.6
Maximum airflow	m <sup>3</sup> /h	230
Sound pressure level LpA at 3 m	dB(A)	49
Heat recovery efficiency, max	%	87
Heat exchanger type	-	Cross flow
Heat exchanger material	-	Enthalpy
Weight	kg	26
Extract filter	-	G4
Supply filter	-	G4 and F8 (PM2.5 93%)
Transported air temperature (max)	°C	40
Transported air temperature (min)	°C	-15
Ambient air temperature min	°C	0
Ambient air temperature max	°C	40
Ambient air humidity max	%	80
Ingress protection rating	-	IP22

Ingress protection rating of the drive	-	IP44
--	---	------




## Dimensions

ØD	A	B	H
100	854	704	227



## Accessories

### Other accessories

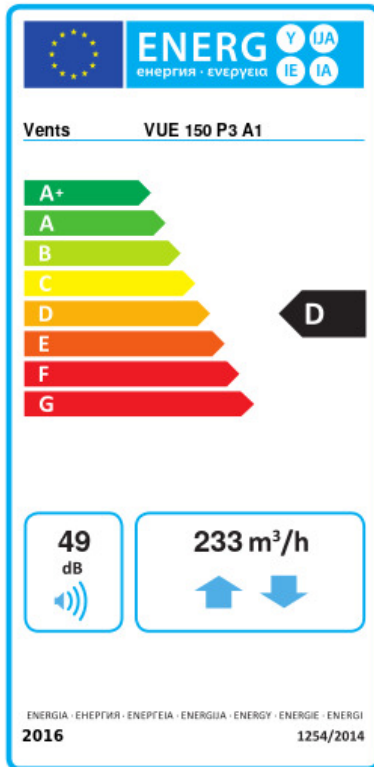
Name	Photo	Description
SF 300x220x48 G4		Panel filter G4

SF 300x220x48 F8		F8 panel filter
------------------	---	-----------------

### Speed controllers

Name	Photo	Description
<a href="#">RS-1-400</a>		Speed controller

## Ecodesign



Trademark	Vents					
Model	VUE 150 P3 A1					
Specific energy consumption (SEC) (kWh/(m <sup>2</sup> /a))	Cold		Average		Warm	
	-55.2	A+	-20.4	D	2.1	G
Type of ventilation unit	Bidirectional					
Type of drive installed	Variable speed					
Type of heat recovery system	Recuperative					
Thermal efficiency of heat recovery (%)	78					
Maximum flow rate (m <sup>3</sup> /h)	233					
Electric power input (W)	118					
Reference flow rate (m <sup>3</sup> /s)	0.033					
Reference pressure difference (Pa)	50					
Specific power input (SPI) (W/(m <sup>3</sup> /h))	0.675					
Control typology	Manual control					
Maximum internal leakage rates (%)	2.7					
Maximum external leakage rates (%)	2.7					
Declared typology	RVU BVU					
Sound power level (dB(A))	49					
The annual electricity consumption (AEC) (kWh/a)	Cold		Average		Warm	
	1428		891		846	
The annual heating saved (AHS) (kWh/a)	Cold		Average		Warm	
	8215		4200		1899	