

# VUE 160 V1B EC A21

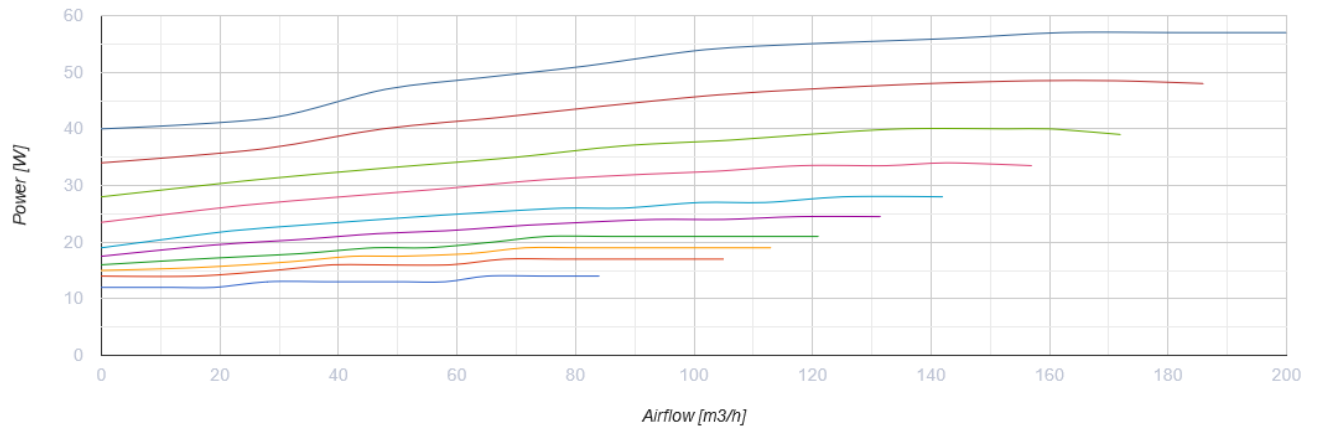


Air handling units in heat- and sound-insulated casing equipped with a counter-flow enthalpy heat exchanger

- Maximum airflow: 200
- Sound pressure level LpA at 3 m: 22
- Heat exchanger type: Counter flow
- Extract filter: G4
- Supply filter: F7 (G4 optional)
- Sound insulation
- Motor type: EC
- Enthalpy heat exchanger
- Bypass: Auto
- Reheater: Optional
- Preheater: Optional
- BMS protocol: ModBus
- Control: Smartphone
- Casing material: Coated steel
- Humidity sensor: Optional
- CO2 sensor: Optional
- VOC sensor: Optional
- PM2.5 sensor: Optional

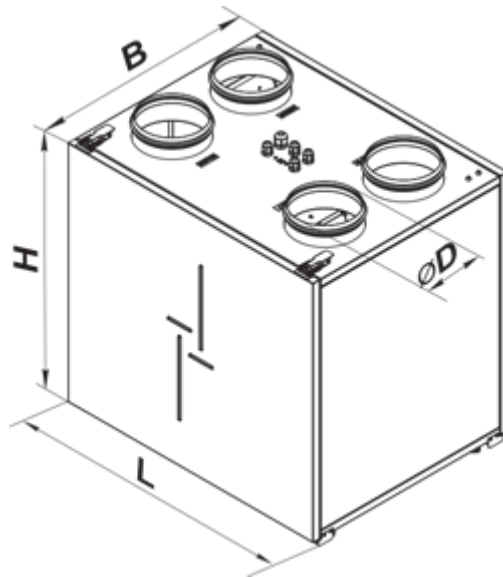
	Unit of measurement	VUE 160 V1B EC A21
Connected air duct size	mm	125
Speed	-	1
Minimum supply voltage	V	230
Maximum supply voltage	V	230
Power supply frequency	Hz	50/60
Rated power	W	57
Unit current	A	0.5
Maximum airflow	m <sup>3</sup> /h	200
Sound pressure level LpA at 3 m	dB(A)	22
Heat recovery efficiency, max	%	92
Heat exchanger type	-	Counter flow
Heat exchanger material	-	Enthalpy
Weight	kg	44
Extract filter	-	G4
Supply filter	-	F7 (G4 optional)
Transported air temperature (max)	°C	40
Transported air temperature (min)	°C	-25
Ambient air temperature min	°C	1
Ambient air temperature max	°C	40
Ambient air humidity max	%	60
Ingress protection rating	-	IP20

Ingress protection rating of the drive	-	IP44
--	---	------



## Dimensions



ØD	B	H	L
125	370	620	640








## Accessories

### Control Panels for AHU



Name	Photo	Description
<a href="#">A25</a>		The control panel with a sensor display

<a href="#">A22</a>		The A22/A22 WiFi control panels are used for control of industrial and domestic air handling units with an A21 automation system.
<a href="#">A22 WiFi</a>		The A22/A22 WiFi control panels are used for control of industrial and domestic air handling units with an A21 automation system.




## Sensors




Name	Photo	Description
<a href="#">HV2</a>		Humidity sensor
<a href="#">CO2-1</a>		CO2 sensors
<a href="#">CO2-2</a>		CO2 sensors
<a href="#">HR-S</a>		Electro-mechanical humidistats
<a href="#">DPWC11200</a>		Humidity sensor

## VOC sensors


Name	Photo	Description
<a href="#">DPWQ30600</a>		VOC sensors
<a href="#">DPWQ40200</a>		CO2 sensor

## Electrical heaters


Name	Photo	Description
<a href="#">NKP 125-0,6-1 A21 V.2</a>		Heater for heat exchanger freeze protection
<a href="#">NKP 125-0,8-1 A21 V.2</a>		Heater for heat exchanger freeze protection
<a href="#">NKP 125-1,2-1 A21 V.2</a>		Heater for heat exchanger freeze protection

<a href="#">NKD 125-0,6-1 A21 V.2</a>		Duct heater for supply air post-heating with external control
<a href="#">NKD 125-0,8-1 A21 V.2</a>		Duct heater for supply air post-heating with external control
<a href="#">NKD 125-1,2-1 A21 V.2</a>		Duct heater for supply air post-heating with external control



### For round ducts

Name	Photo	Description
<a href="#">KRV 125</a>		Air damper for air flow cut-off in round air ducts


### Electric actuators

Name	Photo	Description
<a href="#">Belimo LF230</a>		The Belimo LF series actuators are designed for controlling air dampers with cross section up to 0.8 m <sup>2</sup> performing protection functions

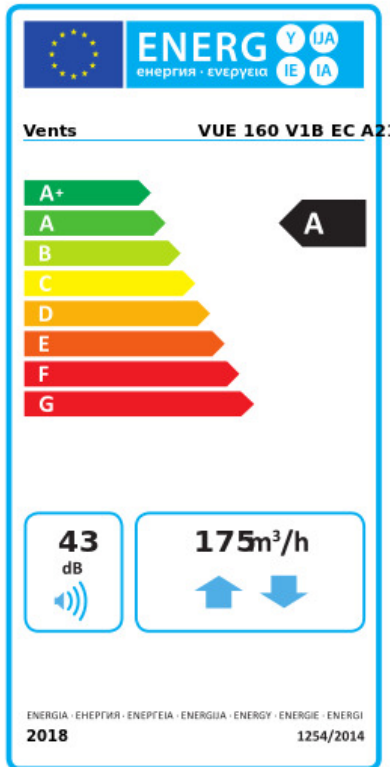
### Other accessories

Name	Photo	Description
SF 285x195x10 G4		Panel filter G4
SF 285x195x10 F7		F7 panel filter

### Cooker Hoods

Name	Photo	Description
<a href="#">KH-1</a>		The kitchen exhaust hood is designed to clean air from combustion products, fumes, odors that form during cooking in the kitchen

## Ecodesign



Trademark	Vents					
Model	VUE 160 V1B EC A21					
Specific energy consumption (SEC) (kWh/(m <sup>2</sup> /a))	Cold		Average		Warm	
	78.7	A+	41.4	A	17.3	E
Type of ventilation unit	Bidirectional					
Type of drive installed	Variable speed					
Type of heat recovery system	Recuperative					
Thermal efficiency of heat recovery (%)	79					
Maximum flow rate (m <sup>3</sup> /h)	175					
Electric power input (W)	57					
Reference flow rate (m <sup>3</sup> /s)	0.036					
Reference pressure difference (Pa)	50					
Specific power input (SPI) (W/(m <sup>3</sup> /h))	0.215					
Control typology	Local demand control					
Maximum internal leakage rates (%)	2.7					
Maximum external leakage rates (%)	2.7					
Sound power level (dB(A))	43					
Declared typology	RVU BVU					
The annual electricity consumption (AEC) (kWh/a)	Cold		Average		Warm	
	696		159		114	
The annual heating saved (AHS) (kWh/a)	Cold		Average		Warm	
	8736		4466		2019	