

# VUE 250 P3 A1

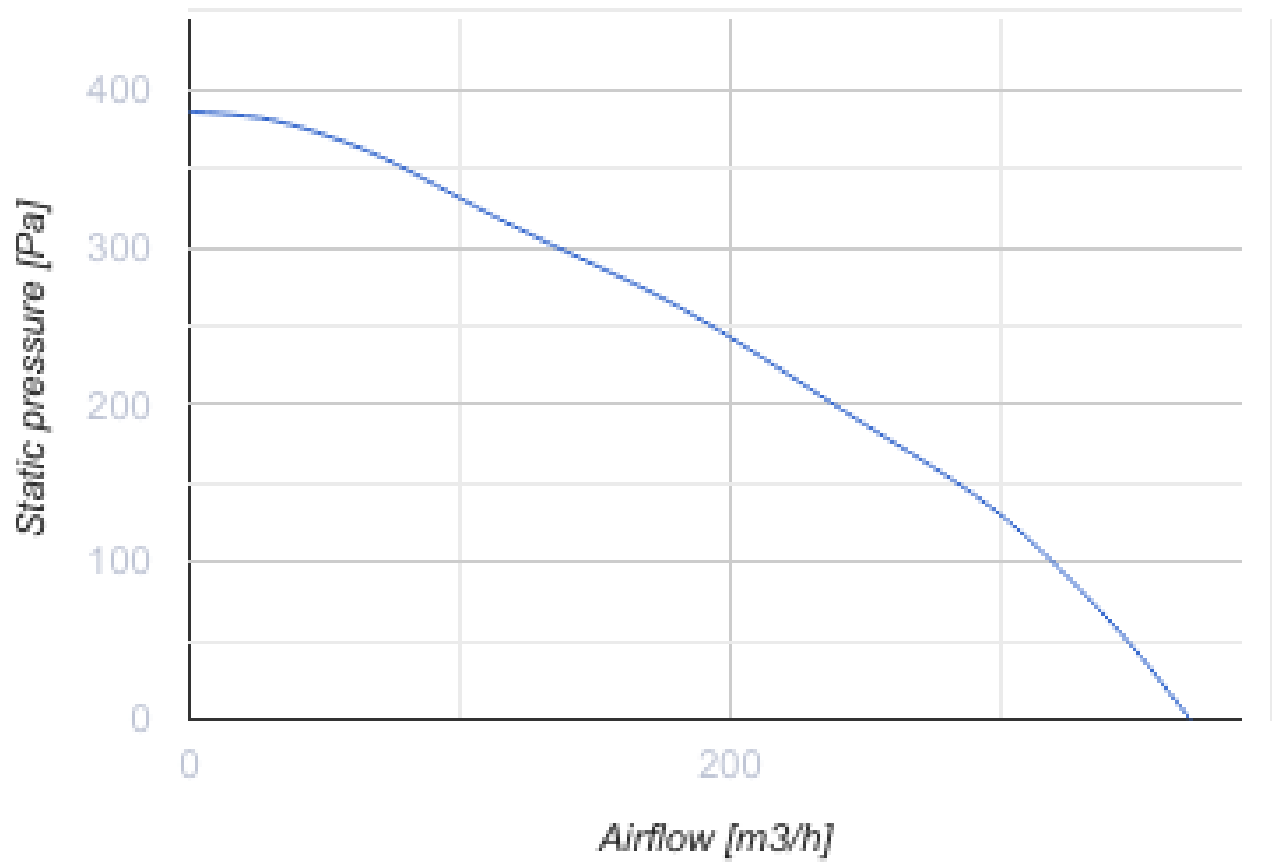


Heat recovery air handling units in heat- and sound-insulated casing

- Maximum airflow: 370
- Sound pressure level LpA at 3 m: 52
- Heat exchanger type: Cross flow
- Extract filter: G4
- Supply filter: G4 and F8 (PM2.5 83%)
- Sound insulation
- Motor type: AC
- Enthalpy heat exchanger
- Control: Remote Control
- Casing material: Coated steel

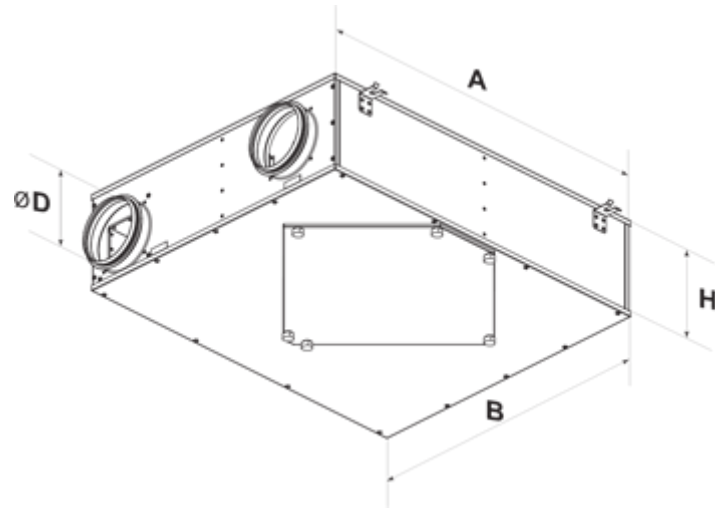
	Unit of measurement	VUE 250 P3 A1
Connected air duct size	mm	150
Speed	-	1
Minimum supply voltage	V	230
Maximum supply voltage	V	230
Power supply frequency	Hz	50
Rated power	W	250
Unit current	A	1.1
Maximum airflow	m <sup>3</sup> /h	370
Sound pressure level LpA at 3 m	dB(A)	52
Heat recovery efficiency, max	%	76
Heat exchanger type	-	Cross flow
Heat exchanger material	-	Enthalpy
Weight	kg	29
Extract filter	-	G4
Supply filter	-	G4 and F8 (PM2.5 83%)
Transported air temperature (max)	°C	40
Transported air temperature (min)	°C	-15
Ambient air temperature min	°C	0
Ambient air temperature max	°C	40
Ambient air humidity max	%	80
Ingress protection rating	-	IP22

Ingress protection rating of the drive	-	IP44
--	---	------





### Dimensions

<b>ØD</b>	<b>A</b>	<b>B</b>	<b>H</b>
150	854	704	227



## Accessories

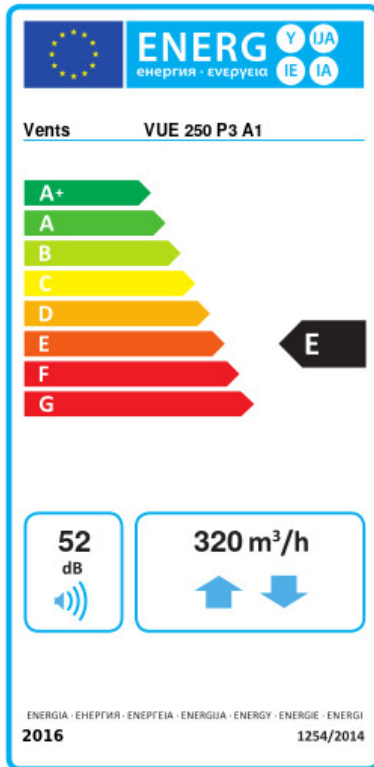
### Other accessories

Name	Photo	Description
SF 300x220x48 G4		Panel filter G4
SF 300x220x48 F8		F8 panel filter

### Speed controllers

Name	Photo	Description
<a href="#">RS-1-400</a>		Speed controller

## Ecodesign



Trademark	Vents					
Model	VUE 250 P3 A1					
Specific energy consumption (SEC) (kWh/(m <sup>2</sup> /a))	Cold		Average		Warm	
	-47.1	A+	-15.5	E	5.6	G
Type of ventilation unit	Bidirectional					
Type of drive installed	Variable speed					
Type of heat recovery system	Recuperative					
Thermal efficiency of heat recovery (%)	70					
Maximum flow rate (m <sup>3</sup> /h)	320					
Electric power input (W)	240					
Reference flow rate (m <sup>3</sup> /s)	0.062					
Reference pressure difference (Pa)	50					
Specific power input (SPI) (W/(m <sup>3</sup> /h))	0.75					
Control typology	Manual control					
Maximum internal leakage rates (%)	2.7					
Maximum external leakage rates (%)	2.7					
Declared typology	RVU BVU					
Sound power level (dB(A))	52					
The annual electricity consumption (AEC) (kWh/a)	Cold		Average		Warm	
	1522		985		940	
The annual heating saved (AHS) (kWh/a)	Cold		Average		Warm	
	7717		3945		1784	