

VUE 270 V5B EC A14



Vertical air handling units with a counterflow enthalpy heat exchanger

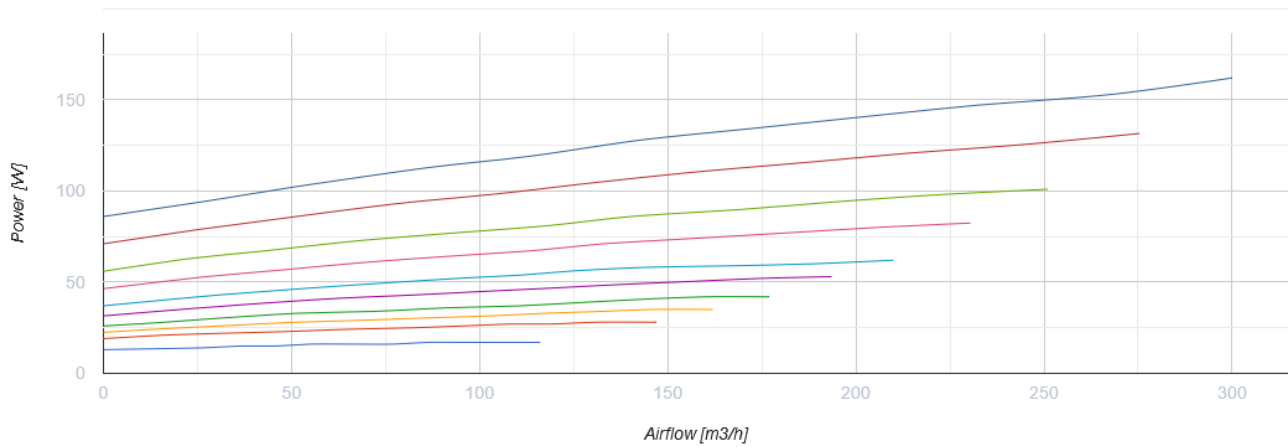
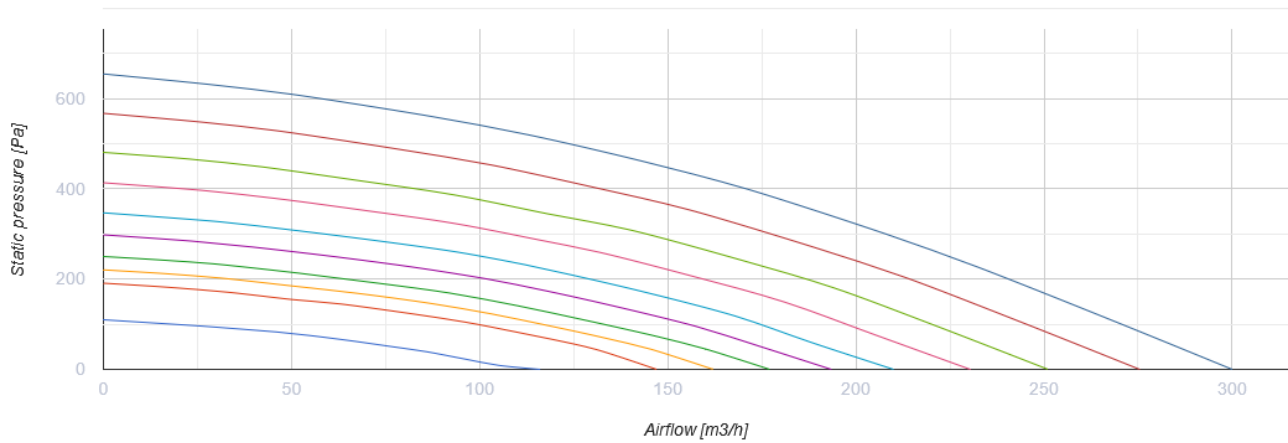
- Maximum airflow: 300
- Sound pressure level LpA at 3 m: 34
- Heat exchanger type: Counter flow
- Extract filter: G4
- Supply filter: G4 (option F8)
- Sound insulation
- Motor type: EC
- Enthalpy heat exchanger
- Bypass: Manual
- Control: Remote Control
- Casing material: Polypropylene/Thermoplastic elastomer
- Humidity sensor: Optional
- CO2 sensor: Optional
- VOC sensor: Optional
- PM2.5 sensor: Optional

	Unit of measurement	VUE 270 V5B EC A14
Connected air duct size	mm	125
Speed	-	1
Minimum supply voltage	V	230
Maximum supply voltage	V	230
Power supply frequency	Hz	50/60
Rated power	W	162
Unit current	A	1.2
Maximum airflow	m ³ /h	300
Sound pressure level LpA at 3 m	dB(A)	34
Heat recovery efficiency, max	%	94
Heat exchanger type	-	Counter flow
Heat exchanger material	-	Enthalpy
Weight	kg	13.5
Extract filter	-	G4
Supply filter	-	G4 (option F8)
Transported air temperature (max)	°C	40
Transported air temperature (min)	°C	-25
Ambient air temperature min	°C	1
Ambient air temperature max	°C	40
Ambient air humidity max	%	60
Ingress protection rating	-	IP22

Ingress protection rating of the drive

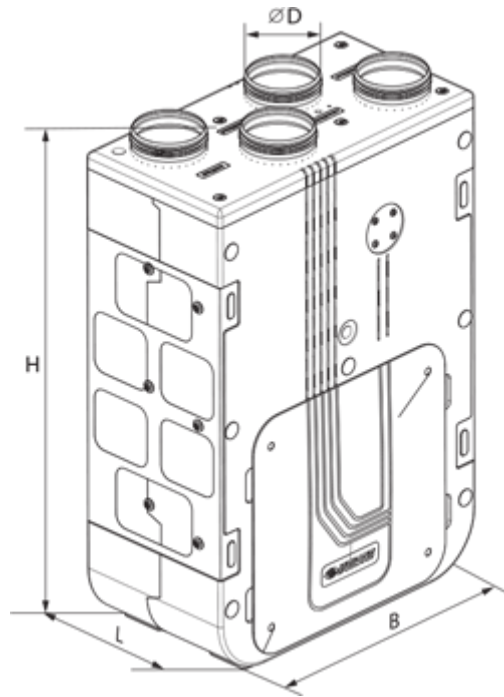
-

IP44







Dimensions

ØD	B	H	L
125	590	893	316



Accessories

Sensors

Name	Photo	Description
HV2		Humidity sensor
CO2-1		CO2 sensors
CO2-2		CO2 sensors
HR-S		Electro-mechanical humidistats

For round ducts

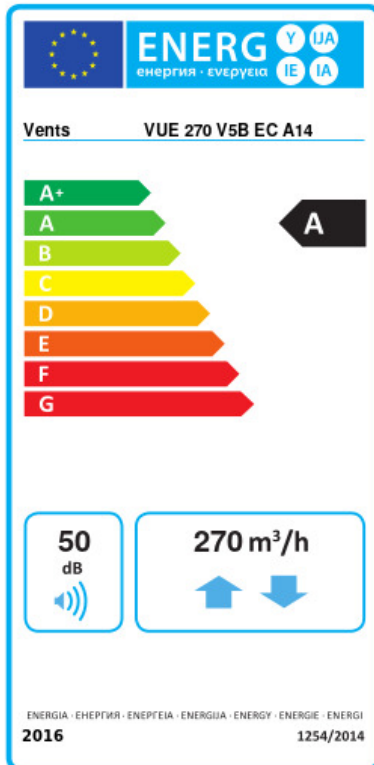
Name	Photo	Description
KRV 125		Air damper for air flow cut-off in round air ducts

Other accessories

Name	Photo	Description
------	-------	-------------

SF 264x182x18 G4		Panel filter G4
SF 264x182x18 F8		F8 panel filter

Ecodesign



Trademark	Vents					
Model	VUE 270 V5B EC A14					
Specific energy consumption (SEC) (kWh/(m ² /a))	Cold		Average		Warm	
	77.8	A+	40.2	A	16.1	E
Type of ventilation unit	Bidirectional					
Type of drive installed	Variable speed					
Type of heat recovery system	Recuperative					
Thermal efficiency of heat recovery (%)	80					
Maximum flow rate (m ³ /h)	270					
Electric power input (W)	153					
Reference flow rate (m ³ /s)	0.053					
Reference pressure difference (Pa)	50					
Specific power input (SPI) (W/(m ³ /h))	0.316					
Control typology	Local demand control					
Maximum internal leakage rates (%)	2.7					
Maximum external leakage rates (%)	2.7					
Declared typology	RVU BVU					
Sound power level (dB(A))	50					
The annual electricity consumption (AEC) (kWh/a)	Cold		Average		Warm	
	749		212		167	
The annual heating saved (AHS) (kWh/a)	Cold		Average		Warm	
	8776		4486		2029	