

# VUE 300 P3 L A3



Heat recovery air handling units in heat- and sound-insulated casing

- Maximum airflow: 340
- Sound pressure level LpA at 3 m: 52
- Heat exchanger type: Cross flow
- Extract filter: G4
- Supply filter: G4 and F8 (PM2.5 93%)
- Sound insulation
- Motor type: AC
- Enthalpy heat exchanger
- Control: Remote Control
- Casing material: Coated steel

	Unit of measurement	VUE 300 P3 L A3
Connected air duct size	mm	150
Speed	-	1
Minimum supply voltage	V	230
Maximum supply voltage	V	230
Power supply frequency	Hz	50
Rated power	W	193
Unit current	A	0.84
Maximum airflow	m <sup>3</sup> /h	340
Sound pressure level LpA at 3 m	dB(A)	52
Heat recovery efficiency, max	%	87
Heat exchanger type	-	Cross flow
Heat exchanger material	-	Enthalpy
Weight	kg	27
Extract filter	-	G4
Supply filter	-	G4 and F8 (PM2.5 93%)
Transported air temperature (max)	°C	40
Transported air temperature (min)	°C	-15
Ambient air temperature min	°C	0
Ambient air temperature max	°C	40
Ambient air humidity max	%	60
Ingress protection rating	-	IP22

Ingress protection rating of the drive	-	IP44
----------------------------------------	---	------



## Dimensions

ØD	A	B	H
150	854	704	227




## Accessories

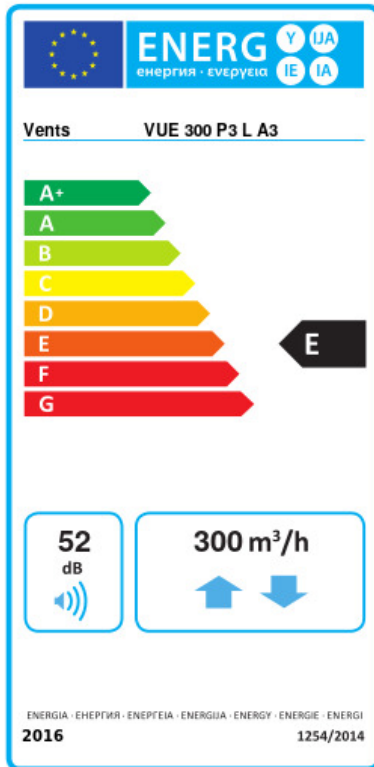
### Other accessories

Name	Photo	Description
SF 300x220x48 G4		Panel filter G4
SF 300x220x48 F8		F8 panel filter

### Speed control switches

Name	Photo	Description
<a href="#">P3-1-300</a>		Switch

## Ecodesign



Trademark	Vents					
Model	VUE 300 P3 L A3					
Specific energy consumption (SEC) (kWh/(m <sup>2</sup> /a))	Cold		Average		Warm	
	50.2	A+	17.9	E	3.3	G
Type of ventilation unit	Bidirectional					
Type of drive installed	Variable speed					
Type of heat recovery system	Recuperative					
Thermal efficiency of heat recovery (%)	70					
Maximum flow rate (m <sup>3</sup> /h)	300					
Electric power input (W)	190					
Reference flow rate (m <sup>3</sup> /s)	0.056					
Reference pressure difference (Pa)	50					
Specific power input (SPI) (W/(m <sup>3</sup> /h))	0.675					
Control typology	Manual control					
Maximum internal leakage rates (%)	2.7					
Maximum external leakage rates (%)	2.7					
Declared typology	RVU BVU					
Sound power level (dB(A))	52					
The annual electricity consumption (AEC) (kWh/a)	Cold		Average		Warm	
	1428		891		846	
The annual heating saved (AHS) (kWh/a)	Cold		Average		Warm	
	7717		3945		1784	