

VUE 550 PBE EC R A21 DTV

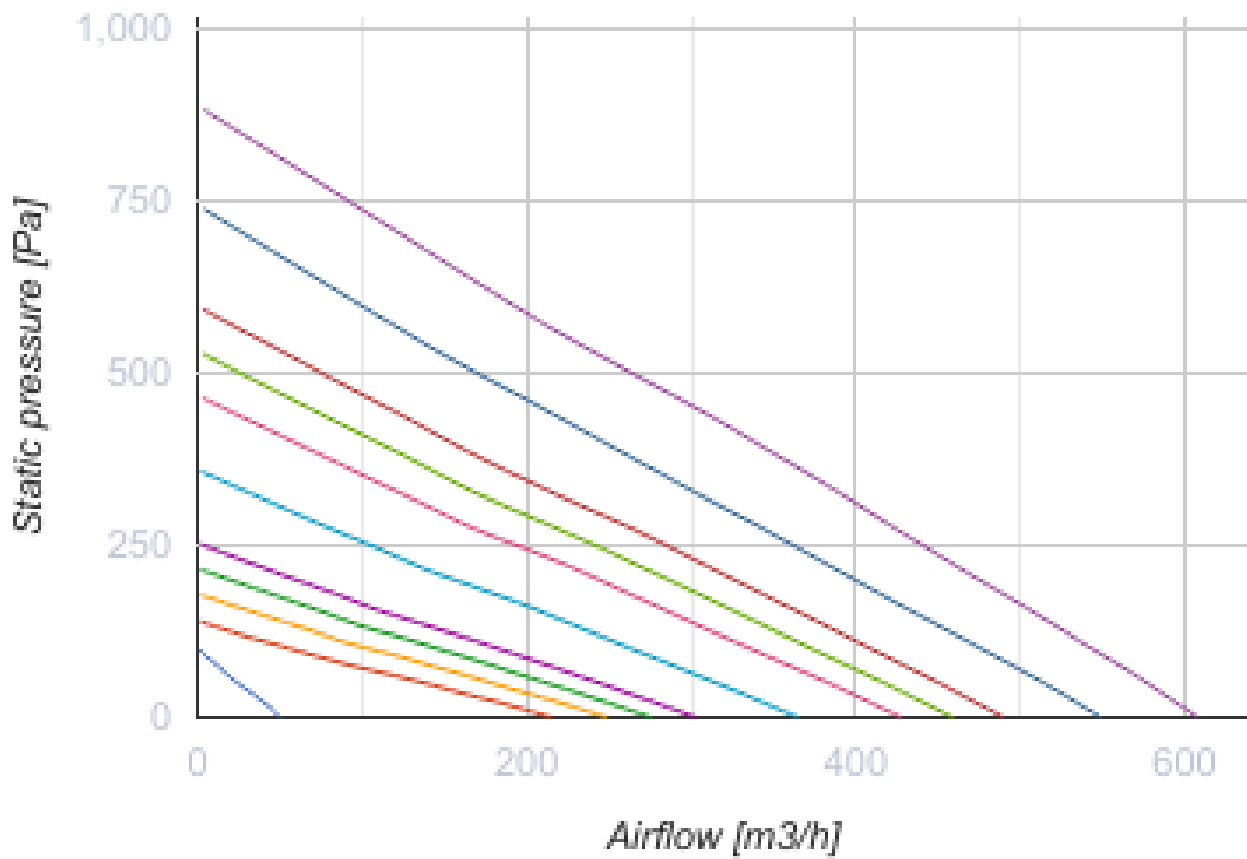


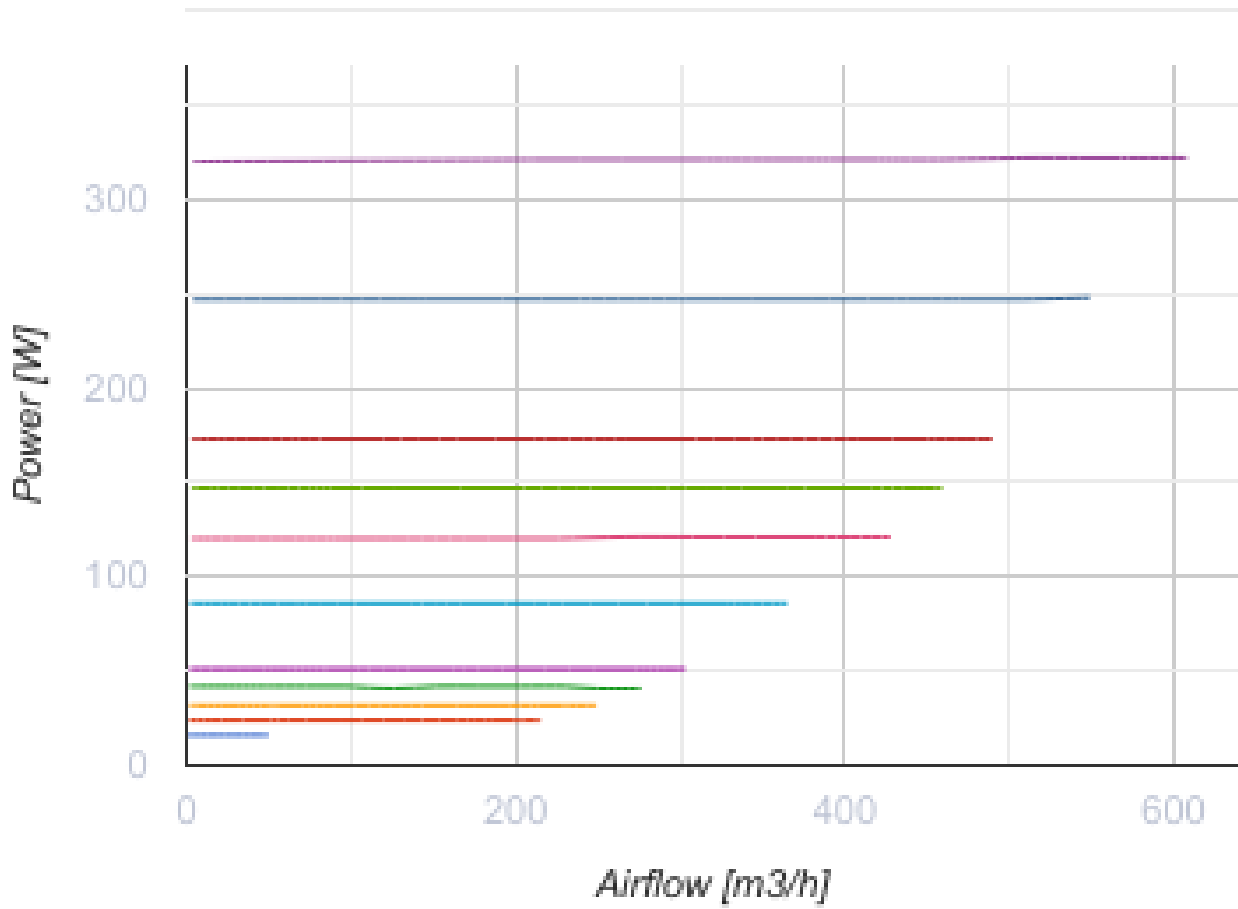
Ceiling mounted air handling units in compact heat- and sound-insulated casing with an electric heater equipped with an enthalpy counter-flow heat exchanger

- Power of electrical reheater: 2000
- Maximum airflow: 608
- Sound pressure level LpA at 3 m: 30
- Heat exchanger type: Counter flow
- Extract filter: G4
- Supply filter: G4 (F7 option)
- Sound insulation
- Motor type: EC
- Enthalpy heat exchanger
- Bypass: Auto
- Reheater: Electric
- Preheater: Optional
- BMS protocol: ModBus
- Control: Smartphone
- Casing material: Galvanized steel
- Humidity sensor: Optional
- CO2 sensor: Optional
- VOC sensor: Optional
- PM2.5 sensor: Optional

	Unit of measurement	VUE 550 PBE EC R A21 DTV
Connected air duct size	mm	200
Speed	-	1
Phases	-	1
Minimum supply voltage	V	230
Maximum supply voltage	V	230
Power supply frequency	Hz	50/60
Rated power	W	322
Power of electrical reheater	W	2000
Unit current	A	11.1
Maximum airflow	m ³ /h	608
Sound pressure level LpA at 3 m	dB(A)	30
Heat recovery efficiency, max	%	87
Heat exchanger type	-	Counter flow
Heat exchanger material	-	Enthalpy
Weight	kg	67
Extract filter	-	G4
Supply filter	-	G4 (F7 option)
Transported air temperature (max)	°C	40
Transported air temperature (min)	°C	-25

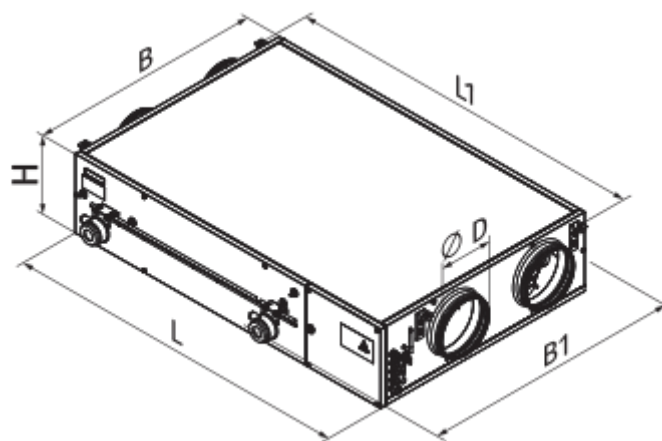
Ambient air temperature min	°C	1
Ambient air temperature max	°C	40
Ambient air humidity max	%	60
Ingress protection rating	-	IP22
Ingress protection rating of the drive	-	IP44







Dimensions

$\varnothing D$	B	B1	H	L	L1
200	827	960	280	1238	1291



Accessories





Other accessories

Name	Photo	Description
A22		The A22/A22 WiFi control panels are used for control of industrial and domestic air handling units with an A21 automation system.
A22 WiFi		The A22/A22 WiFi control panels are used for control of industrial and domestic air handling units with an A21 automation system.




Control Panels for AHU

Name	Photo	Description
A25		The control panel with a sensor display



Sensors

Name	Photo	Description
HV2		Humidity sensor
CO2-1		CO2 sensors
CO2-2		CO2 sensors
HR-S		Electro-mechanical humidistats


For round ducts

Name	Photo	Description
SR 200/600		Silencer is applied for noise absorption produced during the ventilating equipment operation and spread along the ducting systems
SR 200/900		Silencer is applied for noise absorption produced during the ventilating equipment operation and spread along the ducting systems
SR 200/1200		Silencer is applied for noise absorption produced during the ventilating equipment operation and spread along the ducting systems




For round ducts

Name	Photo	Description
KOM 200		Spring-loaded backdraft damper for round ducts
KRV 200		Air damper for air flow cut-off in round air ducts




Electric actuators

Name	Photo	Description
Belimo TF230		The actuators are designed for controlling air dampers with cross section up to 0.4 m ² performing protection functions

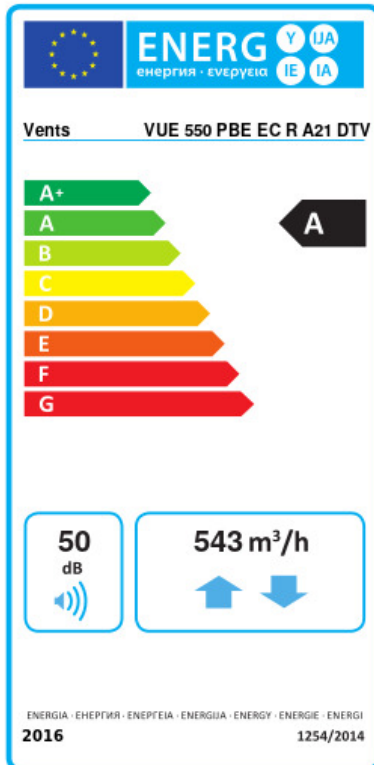
Other accessories

Name	Photo	Description
SFK 392x236x27 G4		G4 pocket filter
SFK 392x236x27 F7		F7 pocket filter
SF 782x128x20 G4		Panel filter G4

Electrical heaters

Name	Photo	Description
NKP 200-1,7-1 A21 V.2		Heater for heat exchanger freeze protection
NKP 200-2,0-1 A21 V.2		Heater for heat exchanger freeze protection
NKP 200-1,2-1 A21 V.2		Heater for heat exchanger freeze protection

Ecodesign



Trademark	Vents					
Model	VUE 550 PBE EC R A21 DTV					
Specific energy consumption (SEC) (kWh/(m ² /a))	Cold		Average		Warm	
	74.9	A+	38.8	A	15.5	E
Type of ventilation unit	Bidirectional					
Type of drive installed	Variable speed					
Type of heat recovery system	Recuperative					
Thermal efficiency of heat recovery (%)	73					
Maximum flow rate (m ³ /h)	543					
Electric power input (W)	322					
Reference flow rate (m ³ /s)	0.106					
Reference pressure difference (Pa)	50					
Specific power input (SPI) (W/(m ³ /h))	0.316					
Control typology	Local demand control					
Maximum internal leakage rates (%)	2.7					
Maximum external leakage rates (%)	2.7					
Declared typology	RVU BVU					
Sound power level (dB(A))	50					
The annual electricity consumption (AEC) (kWh/a)	Cold		Average		Warm	
	749		212		167	
The annual heating saved (AHS) (kWh/a)	Cold		Average		Warm	
	8493		4341		1963	