

# VUER 281 V EC R A21

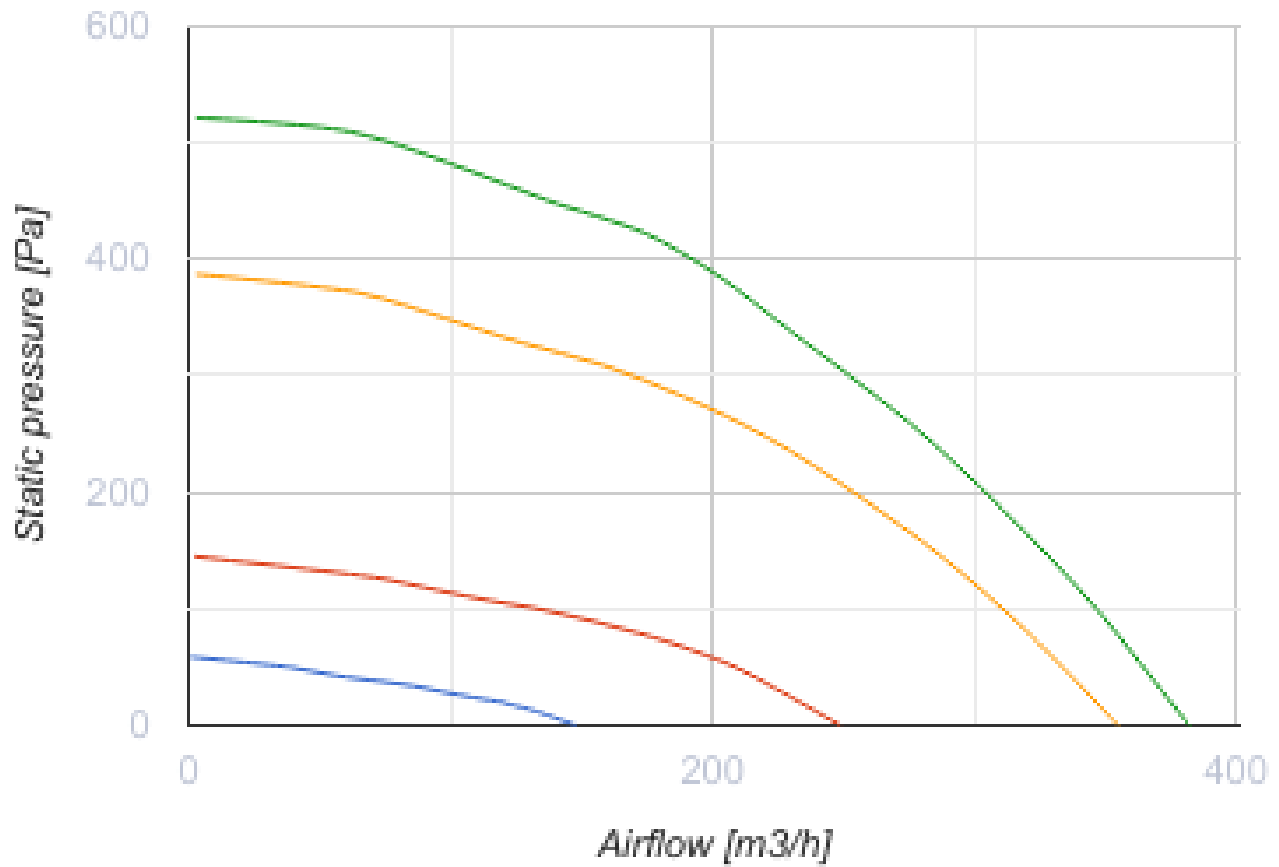


Air handling units in heat- and sound-insulated casing

- Maximum airflow: 382
- Sound pressure level LpA at 3 m: 28
- Heat exchanger type: Sorption rotary
- Extract filter: G4 / Coarse > 60%
- Supply filter: G4 / Coarse > 60% (опція F7 / ePM1 60%)
- Sound insulation
- Motor type: EC
- BMS protocol: ModBus
- Control: Smartphone
- Casing material: Coated steel
- Humidity sensor: Optional
- CO2 sensor: Optional
- VOC sensor: Optional
- PM2.5 sensor: Optional

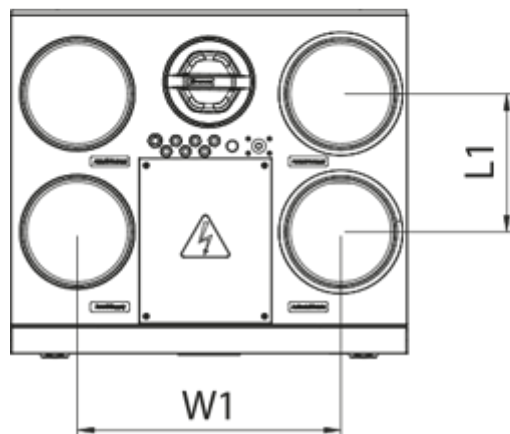
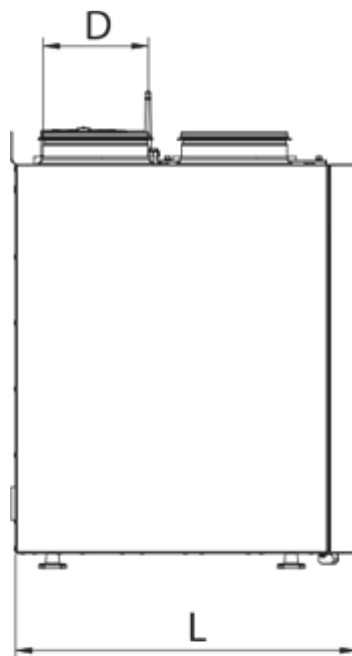
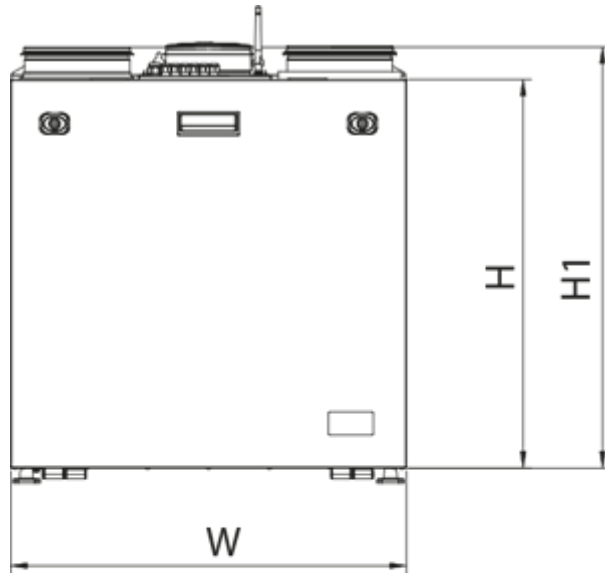
	Unit of measurement	VUER 281 V EC R A21
Connected air duct size	mm	160
Speed	-	1
Phases	-	1
Minimum supply voltage	V	230
Maximum supply voltage	V	230
Power supply frequency	Hz	50/60
Rated power	W	176
Unit current	A	1.34
Maximum airflow	m <sup>3</sup> /h	382
Sound pressure level LpA at 3 m	dB(A)	28
Heat recovery efficiency, max	%	86
Heat exchanger type	-	Sorption rotary
Weight	kg	68
Extract filter	-	G4 / Coarse > 60%
Supply filter	-	G4 / Coarse > 60% (опція F7 / ePM1 60%)
Transported air temperature (max)	°C	40
Transported air temperature (min)	°C	-25
Ambient air temperature min	°C	1
Ambient air temperature max	°C	40

Ambient air humidity max	%	60
Ingress protection rating	-	IP22
Ingress protection rating of the drive	-	IP44





## Dimensions

H	W	L	H1	W1	L1	D
588	598	515	638	397	209	160






## Accessories





### Other accessories

Name	Photo	Description
SF 428 x 220 x 40 Coarse 90% G4		Panel filter G4
SF 428 x 220 x 40 ePM1 60% F7		F7 panel filter


### Control Panels for AHU



Name	Photo	Description
<a href="#">A25</a>		The control panel with a sensor display
<a href="#">A22</a>		The A22/A22 WiFi control panels are used for control of industrial and domestic air handling units with an A21 automation system.
<a href="#">A22 WiFi</a>		The A22/A22 WiFi control panels are used for control of industrial and domestic air handling units with an A21 automation system.

### Sensors


Name	Photo	Description
<a href="#">HV2</a>		Humidity sensor
<a href="#">CO2-3</a>		CO2 sensor
<a href="#">CO2-1</a>		CO2 sensors
<a href="#">HR-S</a>		Electro-mechanical humidistats

### For round ducts


Name	Photo	Description
<a href="#">SR 160/600</a>		Silencer is applied for noise absorption produced during the ventilating equipment operation and spread along the ducting systems

<a href="#">SR 160/900</a>		Silencer is applied for noise absorption produced during the ventilating equipment operation and spread along the ducting systems
<a href="#">SR 160/1200</a>		Silencer is applied for noise absorption produced during the ventilating equipment operation and spread along the ducting systems

### For round ducts

Name	Photo	Description
<a href="#">KRV 160</a>		Air damper for air flow cut-off in round air ducts

### Electric actuators

Name	Photo	Description
<a href="#">Belimo TF230</a>		The actuators are designed for controlling air dampers with cross section up to 0.4 m <sup>2</sup> performing protection functions