

VUER 401 VE EC L A21

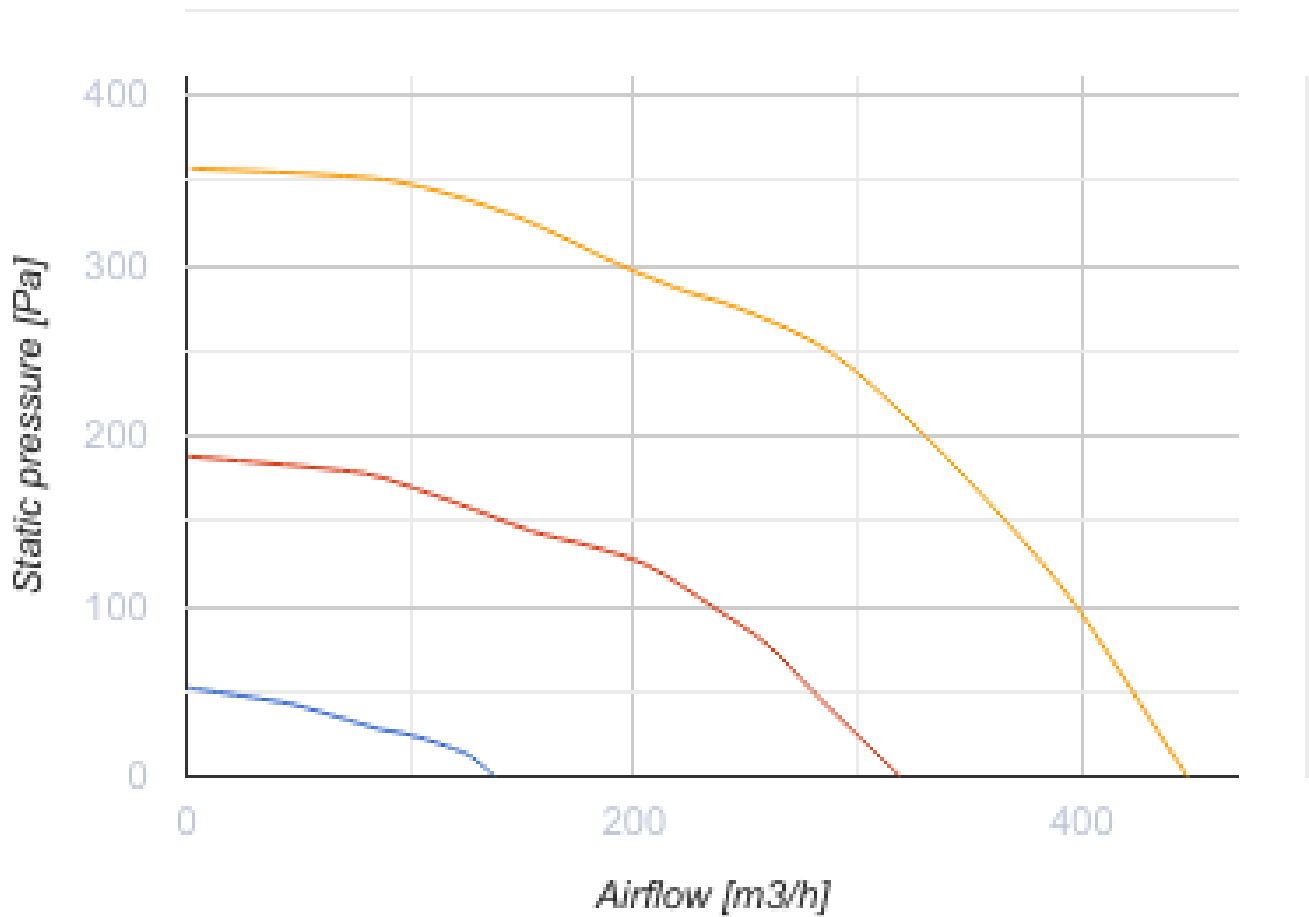


Air handling units in heat- and sound-insulated casing

- Power of electrical reheater: 1200
- Maximum airflow: 447
- Sound pressure level LpA at 3 m: 28
- Heat exchanger type: Sorption rotary
- Extract filter: G4 / Coarse > 60%
- Supply filter: G4 / Coarse > 60% (option F7 / ePM1 60%)
- Sound insulation
- Motor type: EC
- Reheater: Built-in
- BMS protocol: ModBus
- Control: Smartphone
- Casing material: Coated steel
- Humidity sensor: Optional
- CO2 sensor: Optional
- VOC sensor: Optional
- PM2.5 sensor: Optional

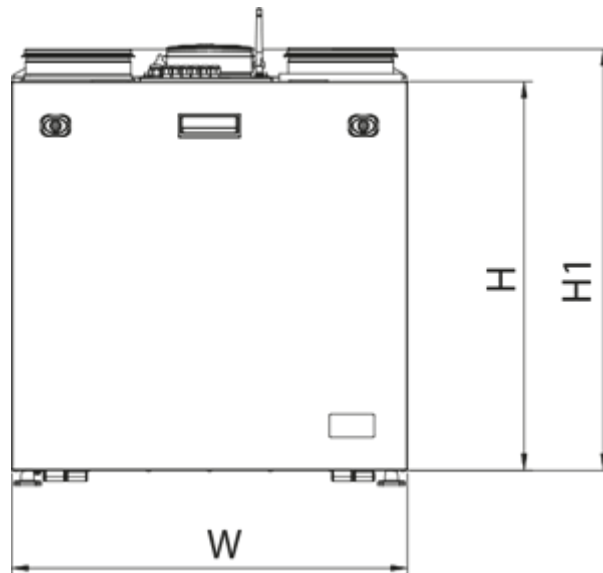
| | Unit of measurement | VUER 401 VE EC L A21 |
|-----------------------------------|---------------------|------------------------------------------|
| Connected air duct size | mm | 160 |
| Speed | - | 1 |
| Phases | - | 1 |
| Minimum supply voltage | V | 220 |
| Maximum supply voltage | V | 240 |
| Power supply frequency | Hz | 50/60 |
| Rated power | W | 257 |
| Power of electrical reheater | W | 1200 |
| Unit current | A | 7.08 |
| Maximum airflow | m ³ /h | 447 |
| Sound pressure level LpA at 3 m | dB(A) | 28 |
| Heat recovery efficiency, max | % | 85 |
| Heat exchanger type | - | Sorption rotary |
| Weight | kg | 58 |
| Extract filter | - | G4 / Coarse > 60% |
| Supply filter | - | G4 / Coarse > 60% (option F7 / ePM1 60%) |
| Transported air temperature (max) | °C | 40 |
| Transported air temperature (min) | °C | -25 |
| Ambient air temperature min | °C | 1 |

| | | |
|----------------------------------------|----|------|
| Ambient air temperature max | °C | 40 |
| Ambient air humidity max | % | 60 |
| Ingress protection rating | - | IP22 |
| Ingress protection rating of the drive | - | IP44 |





Dimensions

| H | W | L | H1 | W1 | L1 | D |
|-----|-----|-----|-----|-----|-----|-----|
| 588 | 598 | 515 | 638 | 397 | 209 | 160 |






Accessories


Other accessories




| Name | Photo | Description |
|---------------------------------|-------------------------------------------------------------------------------------|-----------------|
| SF 428 x 220 x 40 Coarse 90% G4 |  | Panel filter G4 |
| SF 428 x 220 x 40 ePM1 60% F7 |  | F7 panel filter |

Control Panels for AHU




| Name | Photo | Description |
|--------------------------|-------------------------------------------------------------------------------------|-----------------------------------------------------------------------------------------------------------------------------------|
| A25 |  | The control panel with a sensor display |
| A22 |  | The A22/A22 WiFi control panels are used for control of industrial and domestic air handling units with an A21 automation system. |
| A22 WiFi |  | The A22/A22 WiFi control panels are used for control of industrial and domestic air handling units with an A21 automation system. |

Sensors


| Name | Photo | Description |
|---------------------|-------------------------------------------------------------------------------------|-----------------|
| HV2 |  | Humidity sensor |

| | | |
|-----------------------|-----------------------------------------------------------------------------------|--------------------------------|
| CO2-3 |  | CO2 sensor |
| CO2-1 |  | CO2 sensors |
| HR-S |  | Electro-mechanical humidistats |


For round ducts

| Name | Photo | Description |
|-----------------------------|------------------------------------------------------------------------------------|-----------------------------------------------------------------------------------------------------------------------------------|
| SR 160/600 |  | Silencer is applied for noise absorption produced during the ventilating equipment operation and spread along the ducting systems |
| SR 160/900 |  | Silencer is applied for noise absorption produced during the ventilating equipment operation and spread along the ducting systems |
| SR 160/1200 |  | Silencer is applied for noise absorption produced during the ventilating equipment operation and spread along the ducting systems |

For round ducts

| Name | Photo | Description |
|-------------------------|-------------------------------------------------------------------------------------|----------------------------------------------------|
| KRV 160 |  | Air damper for air flow cut-off in round air ducts |

Electric actuators

| Name | Photo | Description |
|------------------------------|-------------------------------------------------------------------------------------|------------------------------------------------------------------------------------------------------------------------------------|
| Belimo TF230 |  | The actuators are designed for controlling air dampers with cross section up to 0.4 m ² performing protection functions |