

# VUT 180 P5B EC A14

Suspended air handling units with a counterflow polystyrene or enthalpy heat exchanger



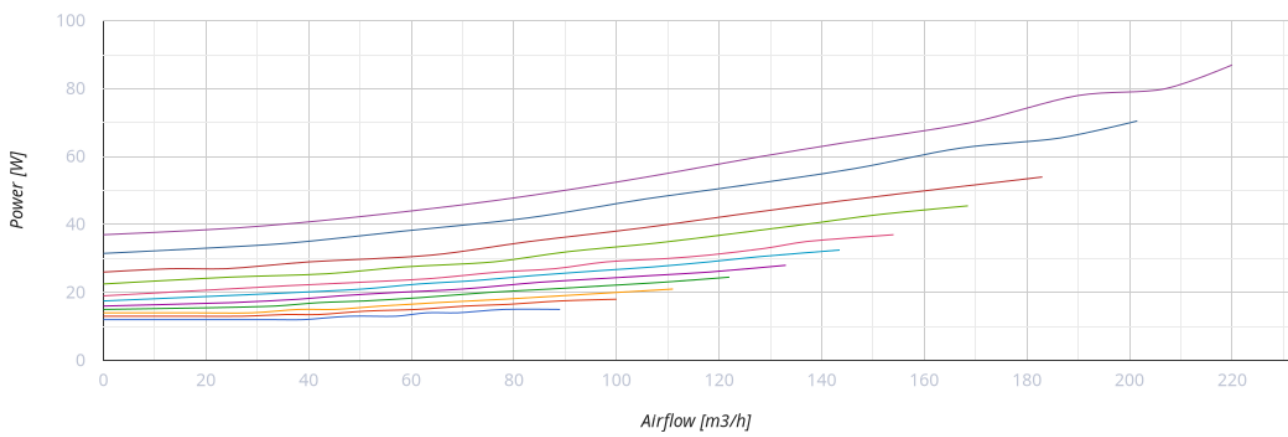
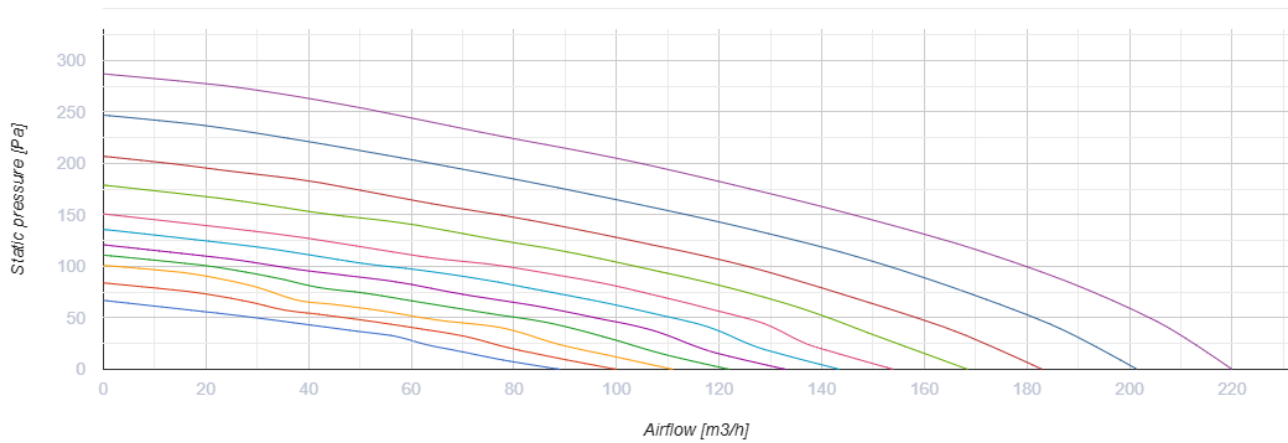
- Maximum airflow: 220
- Sound pressure level LpA at 3 m: 33
- Heat exchanger type: Counter flow
- Extract filter: G4
- Supply filter: G4, F7
- Sound insulation
- Motor type: EC
- Bypass: Manual
- Control: Remote Control
- Casing material: Polypropylene/Thermoplastic elastomer
- Humidity sensor: Optional
- CO2 sensor: Optional
- VOC sensor: Optional
- PM2.5 sensor: Optional

	Unit of measurement	VUT 180 P5B EC A14
Connected air duct size	mm	150
Speed	-	1
Minimum supply voltage	V	230
Maximum supply voltage	V	230
Power supply frequency	Hz	50/60
Rated power	W	87
Unit current	A	0.71
Maximum airflow	m <sup>3</sup> /h	220
Sound pressure level LpA at 3 m	dB(A)	33
Heat recovery efficiency, max	%	98
Heat exchanger type	-	Counter flow
Heat exchanger material	-	Polystyrene
Weight	kg	14
Extract filter	-	G4
Supply filter	-	G4, F7
Transported air temperature (max)	°C	40
Transported air temperature (min)	°C	-25
Ambient air temperature min	°C	1
Ambient air temperature max	°C	40
Ambient air humidity max	%	60
Ingress protection rating	-	IP22

Ingress protection rating of the drive

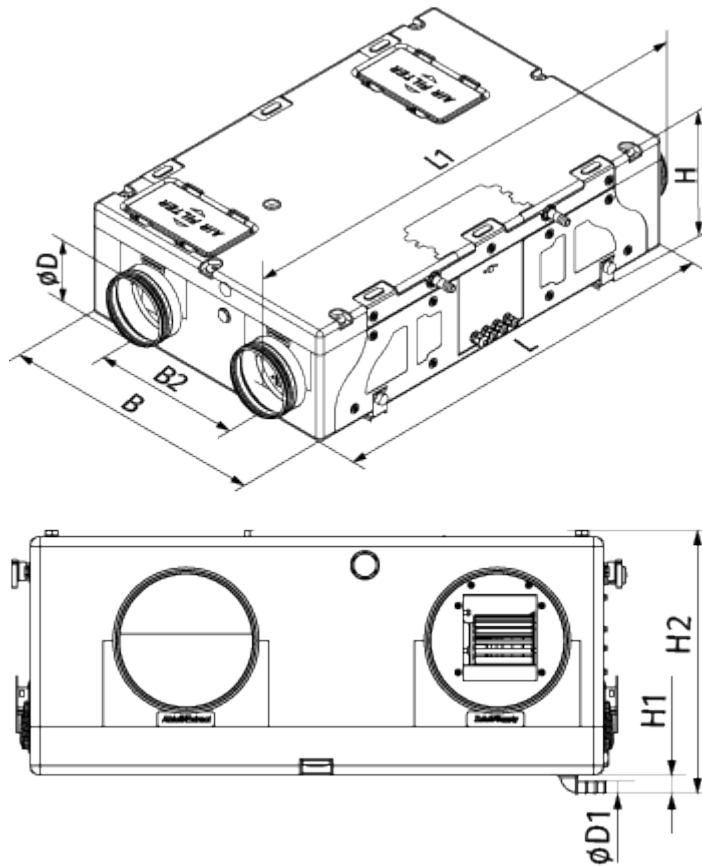
-

IP44







## Dimensions

ØD	ØD1	B	B2	H	H1	H2	L	L1
150	19	600	326	264	38	302	900	1009




## Accessories

### Sensors

Name	Photo	Description
<a href="#">HV2</a>		Humidity sensor
<a href="#">CO2-1</a>		CO2 sensors
<a href="#">CO2-2</a>		CO2 sensors
<a href="#">HR-S</a>		Electro-mechanical humidistat


### Condensation drainage

Name	Photo	Description
<a href="#">SH-32</a>		Hydraulic U-trap to drain condensate from heat exchangers and coolers


### For round ducts

Name	Photo	Description
<a href="#">KRV 150</a>		Air dampers for automatic air flow control in round ducts

### Electric actuators

Name	Photo	Description
<a href="#">Belimo LF230</a>		The Belimo LF series actuators are designed for controlling air dampers with cross section up to 0.8 m <sup>2</sup> performing protection functions

### Other accessories

Name	Photo	Description
SF 214x186x18 G4		Panel filter G4
SF 214x186x48 F7		F7 panel filter

