

VUT 350 V1B EC A21



Air handling units in heat- and sound-insulated casing equipped with a counter-flow polystyrene heat exchanger

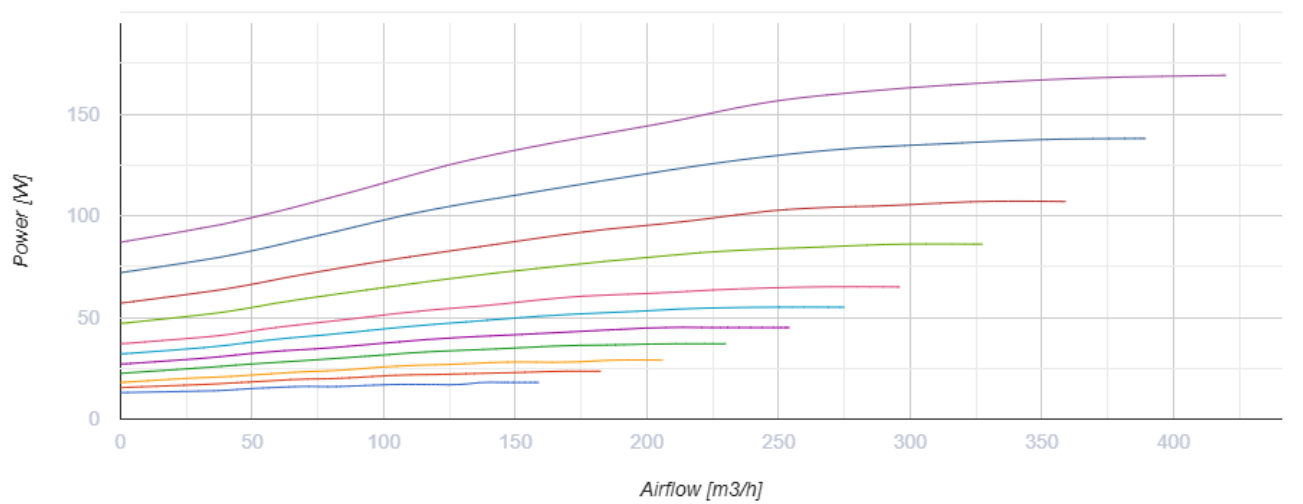
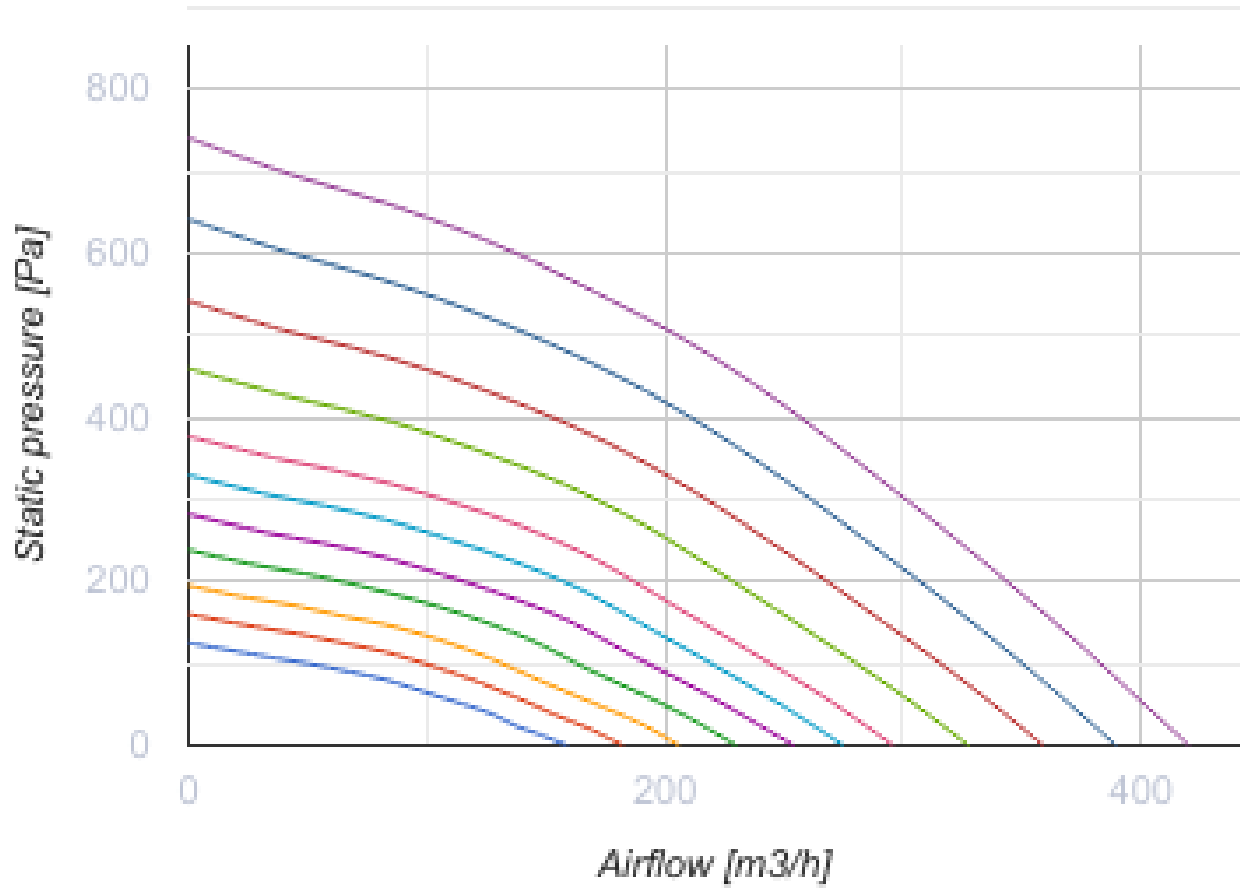
- Maximum airflow: 420
- Sound pressure level LpA at 3 m: 28
- Heat exchanger type: Counter flow
- Extract filter: G4
- Supply filter: F7 (G4 optional)
- Sound insulation
- Motor type: EC
- Bypass: Auto
- Reheater: Optional
- Preheater: Optional
- BMS protocol: ModBus
- Control: Smartphone
- Casing material: Coated steel
- Humidity sensor: Optional
- CO2 sensor: Optional
- VOC sensor: Optional
- PM2.5 sensor: Optional

	Unit of measurement	VUT 350 V1B EC A21
Connected air duct size	mm	160
Speed	-	1
Minimum supply voltage	V	230
Maximum supply voltage	V	230
Power supply frequency	Hz	50/60
Rated power	W	169
Unit current	A	1.3
Maximum airflow	m ³ /h	420
Sound pressure level LpA at 3 m	dB(A)	28
Heat recovery efficiency, max	%	92
Heat exchanger type	-	Counter flow
Heat exchanger material	-	Polystyrene
Weight	kg	57
Extract filter	-	G4
Supply filter	-	F7 (G4 optional)
Transported air temperature (max)	°C	40
Transported air temperature (min)	°C	-25
Ambient air temperature min	°C	1
Ambient air temperature max	°C	40
Ambient air humidity max	%	60
Ingress protection rating	-	IP20

Ingress protection rating of the drive

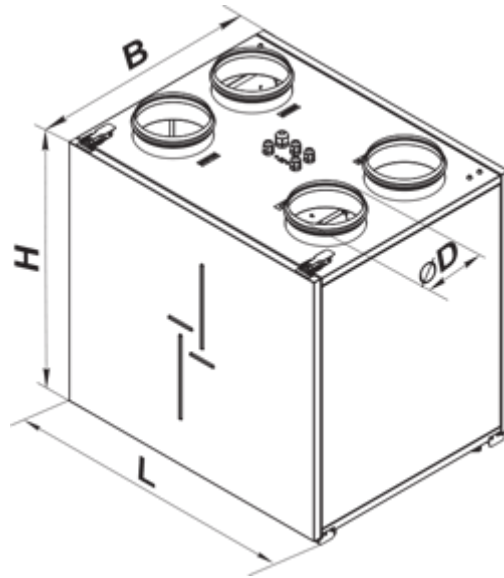
-

IP44






Dimensions

ØD	B	H	L
160	470	675	730







Accessories

Control Panels for AHU



Name	Photo	Description
A25		The control panel with a sensor display
A22		The A22/A22 WiFi control panels are used for control of industrial and domestic air handling units with an A21 automation system.
A22 WiFi		The A22/A22 WiFi control panels are used for control of industrial and domestic air handling units with an A21 automation system.

Sensors









Name	Photo	Description
HV2		Humidity sensor
CO2-1		CO2 sensors
CO2-2		CO2 sensors

HR-S		Electro-mechanical humidistats
DPWC11200		Humidity sensor

VOC sensors


Name	Photo	Description
DPWQ30600		VOC sensors
DPWQ40200		CO2 sensor

Electrical heaters

Name	Photo	Description
NKP 160-0,8-1 A21 V.2		Heater for heat exchanger freeze protection
NKP 160-1,2-1 A21 V.2		Heater for heat exchanger freeze protection
NKP 160-1,7-1 A21 V.2		Heater for heat exchanger freeze protection
NKP 160-2,0-1 A21 V.2		Heater for heat exchanger freeze protection
NKD 160-0,8-1 A21 V.2		Duct heater for supply air post-heating with external control
NKD 160-1,2-1 A21 V.2		Duct heater for supply air post-heating with external control
NKD 160-1,7-1 A21 V.2		Duct heater for supply air post-heating with external control
NKD 160-2,0-1 A21 V.2		Duct heater for supply air post-heating with external control

Condensation drainage


Name	Photo	Description
------	-------	-------------

SH-32		The hydraulic U-trap for condensate drainage from heat exchangers and coolers in ventilation and air conditioning systems
-----------------------	---	---



For round ducts

Name	Photo	Description
KRV 160		Air damper for air flow cut-off in round air ducts


Electric actuators

Name	Photo	Description
Belimo LF230		The Belimo LF series actuators are designed for controlling air dampers with cross section up to 0.8 m ² performing protection functions

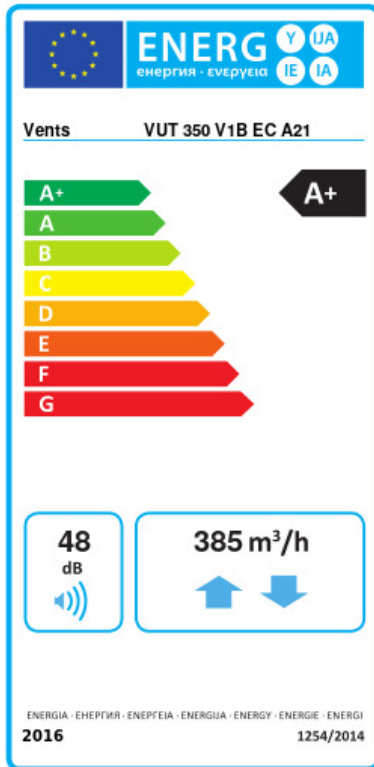
Other accessories

Name	Photo	Description
SF 384x196x40 G4		Panel filter G4
SF 384x196x40 F7		F7 panel filter

Flanges

Name	Photo	Description
KH-1		The kitchen exhaust hood is designed to clean air from combustion products, fumes, odors that form during cooking in the kitchen

Ecodesign



Trademark	Vents					
Model	VUT 350 V1B EC A21					
Specific energy consumption (SEC) (kWh/(m ² /a))	Cold		Average		Warm	
	-81.2	A+	-42.5	A+	-17.7	E
Type of ventilation unit	Bidirectional					
Type of drive installed	Variable speed					
Type of heat recovery system	Recuperative					
Thermal efficiency of heat recovery (%)	86					
Maximum flow rate (m ³ /h)	385					
Electric power input (W)	168					
Reference flow rate (m ³ /s)	0.076					
Reference pressure difference (Pa)	50					
Specific power input (SPI) (W/(m ³ /h))	0.236					
Control typology	Local demand control					
Maximum internal leakage rates (%)	2.7					
Maximum external leakage rates (%)	2.7					
Declared typology	RVU BVU					
Sound power level (dB(A))	48					
The annual electricity consumption (AEC) (kWh/a)	Cold		Average		Warm	
	707		170		125	
The annual heating saved (AHS) (kWh/a)	Cold		Average		Warm	
	9019		4610		2085	