


VUT 530 EH



Air handling units in sound-proof and heat-insulated casing with electric heater

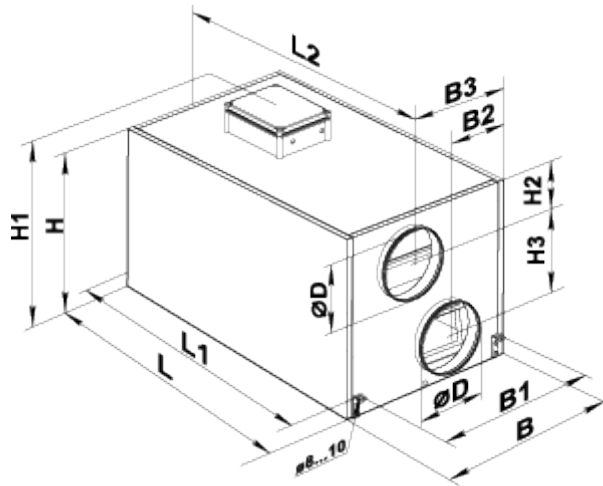
- Power of electrical reheater: 4000
- Maximum airflow: 530
- Sound pressure level LpA at 3 m: 47
- Heat exchanger type: Cross flow
- Extract filter: G4
- Supply filter: G4
- Sound insulation
- Motor type: AC
- Reheater: Electric
- Control: Remote Control
- Casing material: Galvanized steel

	Unit of measurement	VUT 530 EH
Connected air duct size	mm	249
Speed	-	1
Minimum supply voltage	V	230
Maximum supply voltage	V	230
Power supply frequency	Hz	50/60
Rated power	W	300
Power of electrical reheater	W	4000
Unit current	A	18.7
Maximum airflow	m ³ /h	530
Sound pressure level LpA at 3 m	dB(A)	47
Heat recovery efficiency, max	%	88
Heat exchanger type	-	Cross flow
Heat exchanger material	-	Polystyrene
Weight	kg	49
Extract filter	-	G4
Supply filter	-	G4
Transported air temperature (max)	°C	40
Transported air temperature (min)	°C	-25
Ambient air temperature min	°C	1
Ambient air temperature max	°C	40
Ambient air humidity max	%	80

Ingress protection rating	-	IP22
Ingress protection rating of the drive	-	IP44







Dimensions

ØD	B	B1	B2	B3	H	H2	H3	L	L1	L2
159	497	403	248	348	554	111	230	954	996	1054





Accessories



For round ducts

Name	Photo	Description
SR 160/600		Silencer is applied for noise absorption produced during the ventilating equipment operation and spread along the ducting systems
SR 160/900		Silencer is applied for noise absorption produced during the ventilating equipment operation and spread along the ducting systems
SR 160/1200		Silencer is applied for noise absorption produced during the ventilating equipment operation and spread along the ducting systems
SRF 160/600		Silencer is applied for noise absorption produced during the ventilating equipment operation and spread along the ducting systems
SRF 160/900		Silencer is applied for noise absorption produced during the ventilating equipment operation and spread along the ducting systems
SRF 160/2000		Silencer is applied for noise absorption produced during the ventilating equipment operation and spread along the ducting systems

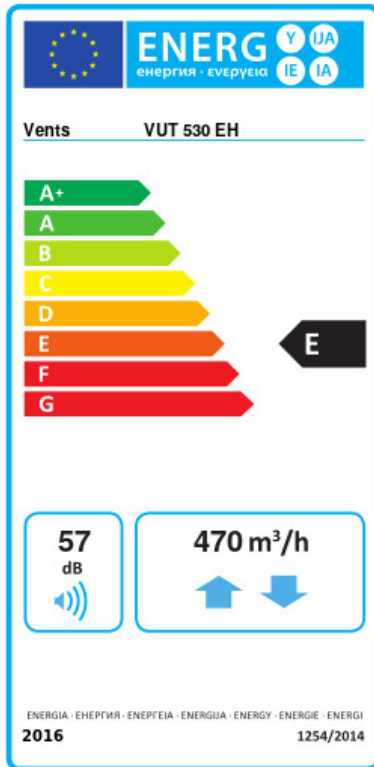
For round ducts

Name	Photo	Description
KOM 160		Spring-loaded backdraft damper for round ducts
KR 160		Air damper for air flow control in round air ducts

Other accessories

Name	Photo	Description
SF 438x215x48 G4		Panel filter G4
VL C4 300/300		Summer block

Ecodesign



Trademark	Vents					
Model	VUT 530 EH					
Specific energy consumption (SEC) (kWh/(m ² /a))	Cold		Average		Warm	
	-48.8	A+	-18.2	E	1.9	G
Type of ventilation unit	Bidirectional					
Type of drive installed	Multi-speed					
Type of heat recovery system	Recuperative					
Thermal efficiency of heat recovery (%)	64					
Maximum flow rate (m ³ /h)	470					
Electric power input (W)	300					
Reference flow rate (m ³ /s)	0.091					
Reference pressure difference (Pa)	50					
Specific power input (SPI) (W/(m ³ /h))	0.602					
Control typology	Manual control					
Maximum internal leakage rates (%)	2.7					
Maximum external leakage rates (%)	2.7					
Declared typology	RVU BVU					
Sound power level (dB(A))	57					
The annual electricity consumption (AEC) (kWh/a)	Cold		Average		Warm	
	1336		799		754	
The annual heating saved (AHS) (kWh/a)	Cold		Average		Warm	
	7343		3754		1697	