

# VUT 550 PBW EC L A21 DTV

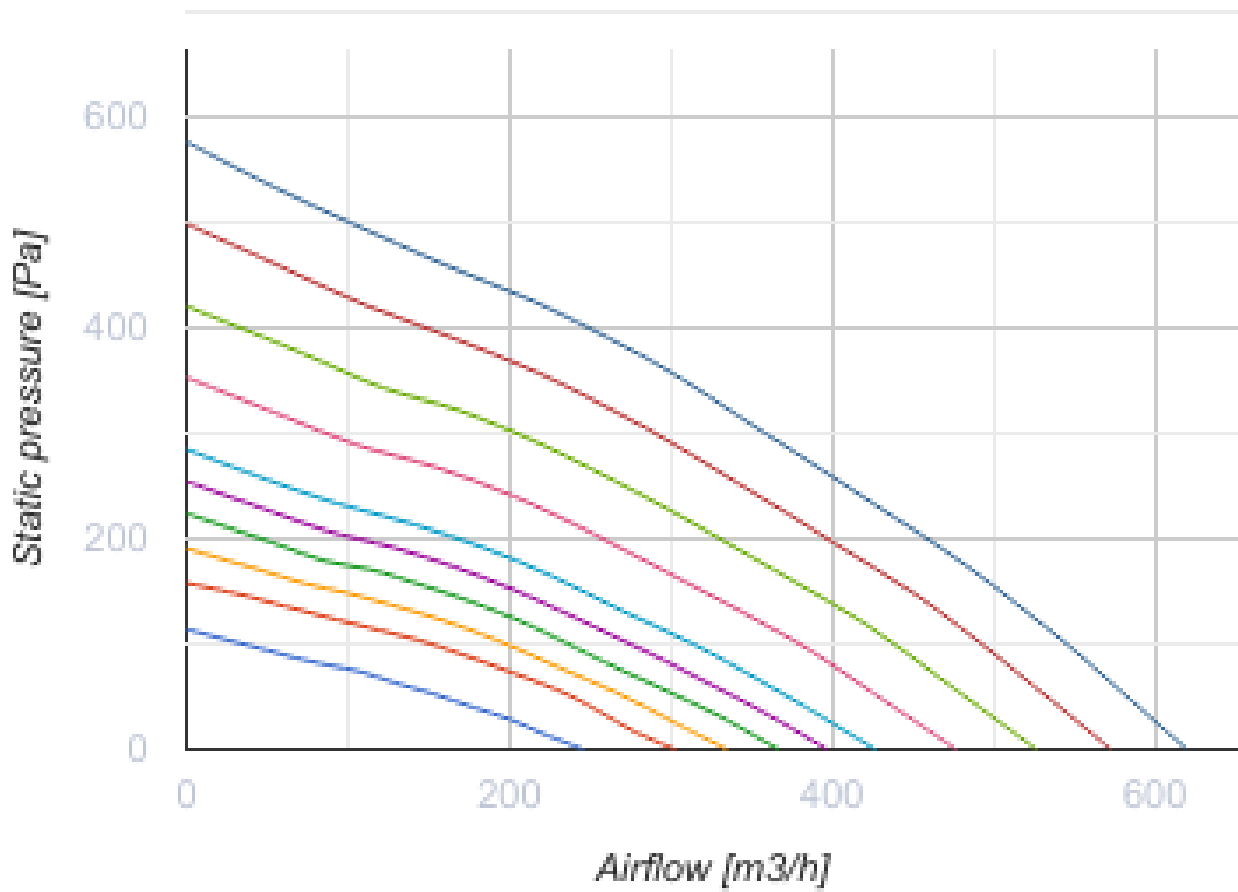


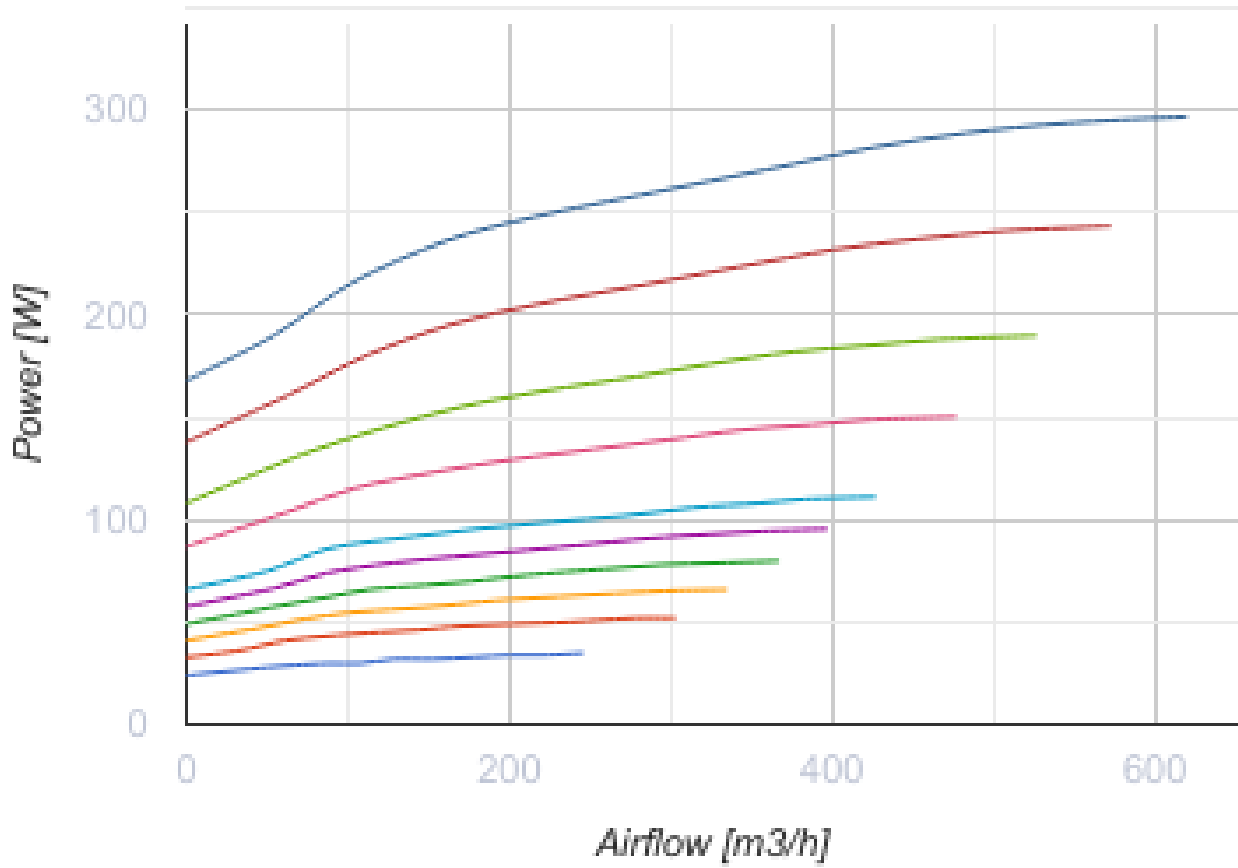
Ceiling mounted air handling units in compact heat- and sound-insulated casing with a water heater

- Maximum airflow: 608
- Sound pressure level LpA at 3 m: 30
- Heat exchanger type: Counter flow
- Extract filter: G4
- Supply filter: G4 (F7 option)
- Sound insulation
- Motor type: EC
- Bypass: Auto
- Reheater: Water
- Preheater: Optional
- BMS protocol: ModBus
- Control: Smartphone
- Casing material: Galvanized steel
- Humidity sensor: Optional
- CO2 sensor: Optional
- VOC sensor: Optional
- PM2.5 sensor: Optional

	Unit of measurement	VUT 550 PBW EC L A21 DTV
Connected air duct size	mm	200
Speed	-	1
Phases	-	1
Minimum supply voltage	V	230
Maximum supply voltage	V	230
Power supply frequency	Hz	50/60
Rated power	W	322
Unit current	A	2.4
Maximum airflow	m <sup>3</sup> /h	608
Sound pressure level LpA at 3 m	dB(A)	30
Heat recovery efficiency, max	%	90
Heat exchanger type	-	Counter flow
Heat exchanger material	-	Polystyrene
Weight	kg	68
Extract filter	-	G4
Supply filter	-	G4 (F7 option)
Transported air temperature (max)	°C	40
Transported air temperature (min)	°C	-25
Ambient air temperature min	°C	1

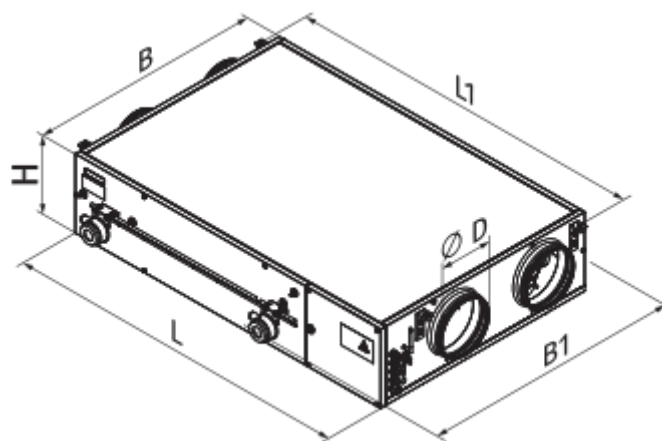
Ambient air temperature max	°C	40
Ambient air humidity max	%	60
Ingress protection rating	-	IP22
Ingress protection rating of the drive	-	IP44








### Dimensions

ØD	B	B1	H	L	L1
200	827	960	280	1238	1291







## Accessories


### Control Panels for AHU

Name	Photo	Description
<a href="#">A22</a>		The A22/A22 WiFi control panels are used for control of industrial and domestic air handling units with an A21 automation system.
<a href="#">A22 WiFi</a>		The A22/A22 WiFi control panels are used for control of industrial and domestic air handling units with an A21 automation system.
<a href="#">A25</a>		The control panel with a sensor display



### Sensors


Name	Photo	Description
<a href="#">HV2</a>		Humidity sensor
<a href="#">CO2-1</a>		CO2 sensors
<a href="#">CO2-2</a>		CO2 sensors
<a href="#">HR-S</a>		Electro-mechanical humidistats

### Condensation drainage



Name	Photo	Description
<a href="#">SH-32</a>		The hydraulic U-trap for condensate drainage from heat exchangers and coolers in ventilation and air conditioning systems

### For round ducts


Name	Photo	Description
<a href="#">SR 200/600</a>		Silencer is applied for noise absorption produced during the ventilating equipment operation and spread along the ducting systems
<a href="#">SR 200/900</a>		Silencer is applied for noise absorption produced during the ventilating equipment operation and spread along the ducting systems

<a href="#">SR 200/1200</a>		Silencer is applied for noise absorption produced during the ventilating equipment operation and spread along the ducting systems
-----------------------------	---	---









### For round ducts



Name	Photo	Description
<a href="#">KOM 200</a>		Spring-loaded backdraft damper for round ducts
<a href="#">KRV 200</a>		Air damper for air flow cut-off in round air ducts

### Electric actuators




Name	Photo	Description
<a href="#">Belimo TF230</a>		The actuators are designed for controlling air dampers with cross section up to 0.4 m <sup>2</sup> performing protection functions

### Mixing chambers




Name	Photo	Description
<a href="#">USWK 3/4-4</a>		The mixing unit USWK is designed for smooth heat medium flow control in ventilation systems equipped with water heaters or coolers for supply air temperature regulation
<a href="#">USWK 3/4-6</a>		The mixing unit USWK is designed for smooth heat medium flow control in ventilation systems equipped with water heaters or coolers for supply air temperature regulation
<a href="#">USWK 1-6</a>		The mixing unit USWK is designed for smooth heat medium flow control in ventilation systems equipped with water heaters or coolers for supply air temperature regulation
<a href="#">USWK 1-10</a>		The mixing unit USWK is designed for smooth heat medium flow control in ventilation systems equipped with water heaters or coolers for supply air temperature regulation
<a href="#">USWK 1 1/4-10</a>		The mixing unit USWK is designed for smooth heat medium flow control in ventilation systems equipped with water heaters or coolers for supply air temperature regulation
<a href="#">USWK 1 1/4-16</a>		The mixing unit USWK is designed for smooth heat medium flow control in ventilation systems equipped with water heaters or coolers for supply air temperature regulation
<a href="#">USWK 1 1/2-16</a>		The mixing unit USWK is designed for smooth heat medium flow control in ventilation systems equipped with water heaters or coolers for supply air temperature regulation
<a href="#">USWK 1 1/2-25</a>		The mixing unit USWK is designed for smooth heat medium flow control in ventilation systems equipped with water heaters or coolers for supply air temperature regulation

<a href="#">USWK 2-25</a>		The mixing unit USWK is designed for smooth heat medium flow control in ventilation systems equipped with water heaters or coolers for supply air temperature regulation
<a href="#">USWK 2-40</a>		The mixing unit USWK is designed for smooth heat medium flow control in ventilation systems equipped with water heaters or coolers for supply air temperature regulation

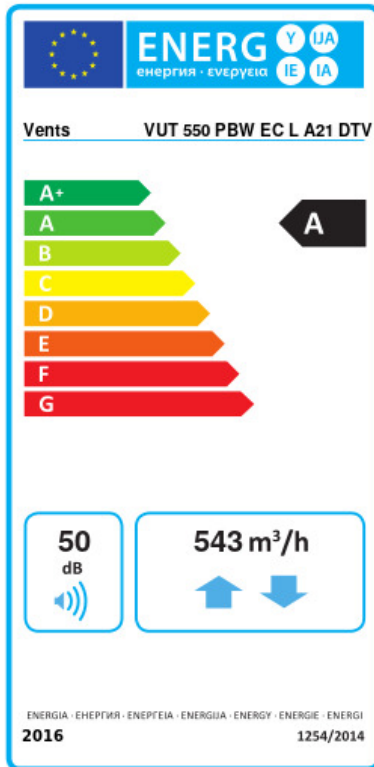
### Other accessories

Name	Photo	Description
SFK 392x236x27 G4		G4 pocket filter
SFK 392x236x27 F7		F7 pocket filter
SF 782x128x20 G4		Panel filter G4

### Electrical heaters

Name	Photo	Description
<a href="#">NKP 200-2,0-1 A21 V.2</a>		Heater for heat exchanger freeze protection
<a href="#">NKP 200-1,7-1 A21 V.2</a>		Heater for heat exchanger freeze protection
<a href="#">NKP 200-1,2-1 A21 V.2</a>		Heater for heat exchanger freeze protection

## Ecodesign



Trademark	Vents					
Model	VUT 550 PBW EC L A21 DTV					
Specific energy consumption (SEC) (kWh/(m <sup>2</sup> /a))	Cold		Average		Warm	
	78.2	A+	40.4	A	16.2	E
Type of ventilation unit	Bidirectional					
Type of drive installed	Variable speed					
Type of heat recovery system	Recuperative					
Thermal efficiency of heat recovery (%)	81					
Maximum flow rate (m <sup>3</sup> /h)	543					
Electric power input (W)	322					
Reference flow rate (m <sup>3</sup> /s)	0.106					
Reference pressure difference (Pa)	50					
Specific power input (SPI) (W/(m <sup>3</sup> /h))	0.316					
Control typology	Local demand control					
Maximum internal leakage rates (%)	2.7					
Maximum external leakage rates (%)	2.7					
Declared typology	RVU BVU					
Sound power level (dB(A))	50					
The annual electricity consumption (AEC) (kWh/a)	Cold		Average		Warm	
	749		212		167	
The annual heating saved (AHS) (kWh/a)	Cold		Average		Warm	
	8817		4507		2038	