

VUTR 200 VEKS EC R A21

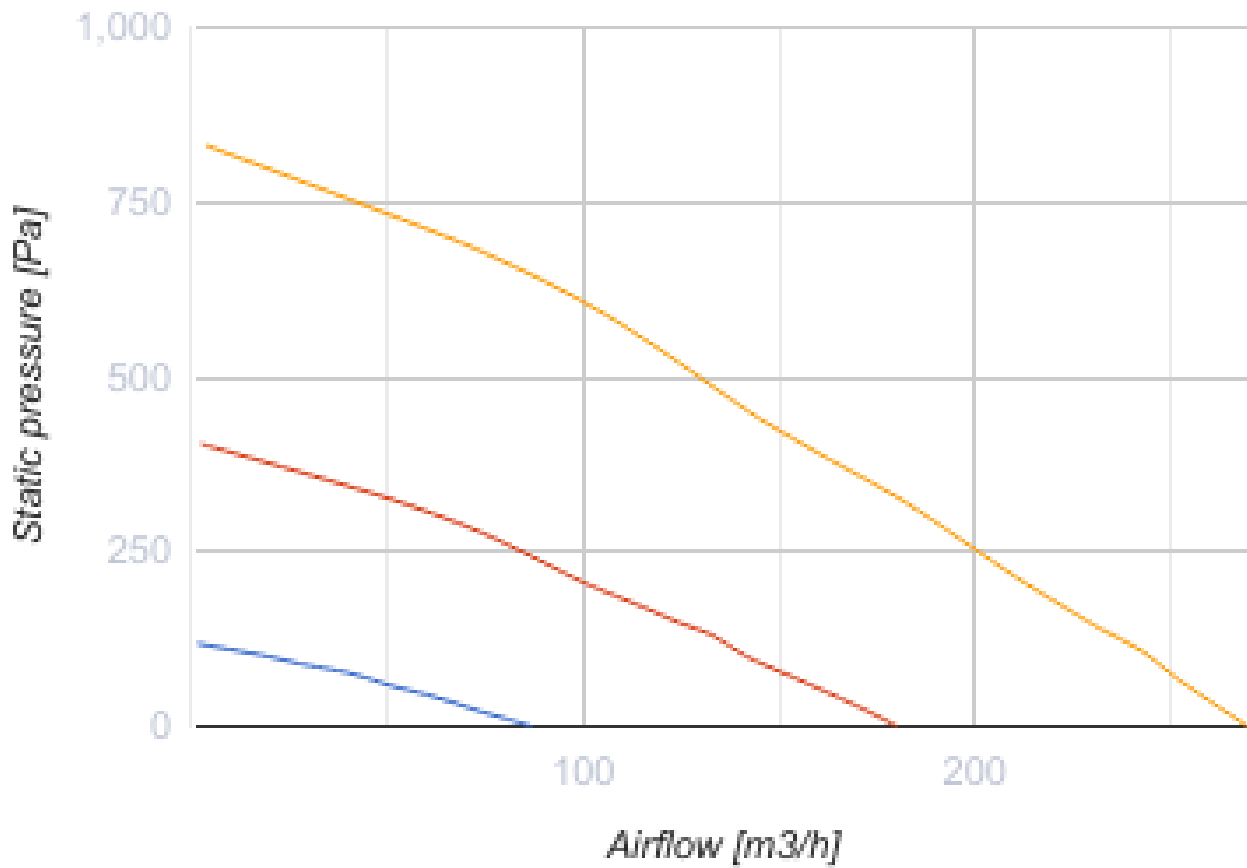


Air handling units in a heat- and sound-insulated casing

- Power of electrical reheater: 700
- Maximum airflow: 270
- Sound pressure level LpA at 3 m: 33
- Heat exchanger type: Rotary
- Extract filter: G4
- Supply filter: G4 (F7 опція)
- Sound insulation
- Motor type: EC
- Bypass: Auto
- Reheater: Built-in
- BMS protocol: ModBus
- Control: Smartphone
- Casing material: Steel
- Humidity sensor: Optional
- CO2 sensor: Optional
- VOC sensor: Optional
- PM2.5 sensor: Optional

| | Unit of measurement | VUTR 200 VEKS EC R A21 |
|-----------------------------------|---------------------|------------------------|
| Connected air duct size | mm | 125 |
| Speed | - | 1 |
| Phases | - | 1 |
| Minimum supply voltage | V | 230 |
| Maximum supply voltage | V | 230 |
| Power supply frequency | Hz | 50 |
| Rated power | W | 171 |
| Power of electrical reheater | W | 700 |
| Unit current | A | 4.31 |
| Maximum airflow | m ³ /h | 270 |
| Sound pressure level LpA at 3 m | dB(A) | 33 |
| Heat recovery efficiency, max | % | 93 |
| Heat exchanger type | - | Rotary |
| Heat exchanger material | - | Aluminum |
| Weight | kg | 53 |
| Extract filter | - | G4 |
| Supply filter | - | G4 (F7 опція) |
| Transported air temperature (max) | °C | 40 |
| Transported air temperature (min) | °C | -25 |

| | | |
|--|----|------|
| Ambient air temperature min | °C | 1 |
| Ambient air temperature max | °C | 40 |
| Ambient air humidity max | % | 60 |
| Ingress protection rating | - | IP22 |
| Ingress protection rating of the drive | - | IP44 |






Dimensions

| H | W | W1 | W2 | L | L1 |
|-----|-----|-----|-----|-----|-----|
| 746 | 596 | 408 | 173 | 326 | 338 |



Accessories

Control Panels for AHU




| Name | Photo | Description |
|--------------------------|---|---|
| A25 |  | The control panel with a sensor display |
| A22 |  | The A22/A22 WiFi control panels are used for control of industrial and domestic air handling units with an A21 automation system. |
| A22 WiFi |  | The A22/A22 WiFi control panels are used for control of industrial and domestic air handling units with an A21 automation system. |

Sensors



| Name | Photo | Description |
|----------------------|---|--------------------------------|
| HR-S |  | Electro-mechanical humidistats |

| | | |
|-----------------------|---|-------------|
| CO2-1 |  | CO2 sensors |
|-----------------------|---|-------------|


For round ducts

| Name | Photo | Description |
|-----------------------------|---|---|
| SR 125/600 |  | Silencer is applied for noise absorption produced during the ventilating equipment operation and spread along the ducting systems |
| SR 125/900 |  | Silencer is applied for noise absorption produced during the ventilating equipment operation and spread along the ducting systems |
| SR 125/1200 |  | Silencer is applied for noise absorption produced during the ventilating equipment operation and spread along the ducting systems |

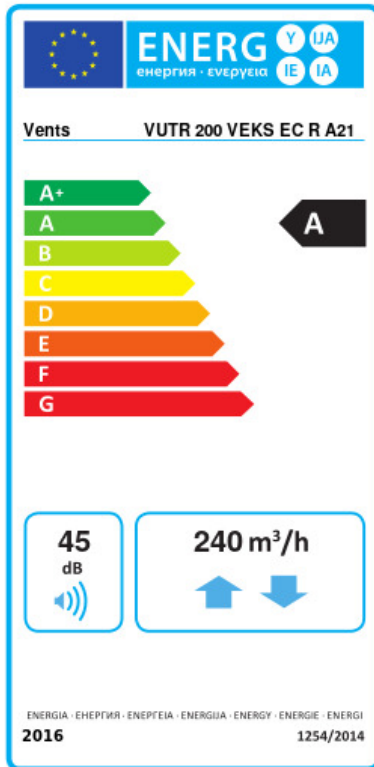
For round ducts

| Name | Photo | Description |
|-------------------------|---|--|
| KOM 125 |  | Spring-loaded backdraft damper for round ducts |
| KRV 125 |  | Air damper for air flow cut-off in round air ducts |

Electric actuators

| Name | Photo | Description |
|------------------------------|---|--|
| Belimo TF230 |  | The actuators are designed for controlling air dampers with cross section up to 0.4 m ² performing protection functions |

Ecodesign



| | | | | | | |
|---|------------------------|----|---------|---|------|---|
| Trademark | Vents | | | | | |
| Model | VUTR 200 VEKS EC R A21 | | | | | |
| Specific energy consumption (SEC) (kWh/(m ² /a)) | Cold | | Average | | Warm | |
| | 85.6 | A+ | 41.1 | A | 15.6 | E |
| Type of ventilation unit | Bidirectional | | | | | |
| Type of drive installed | Variable speed | | | | | |
| Type of heat recovery system | Regenerative | | | | | |
| Thermal efficiency of heat recovery (%) | 88 | | | | | |
| Maximum flow rate (m ³ /h) | 240 | | | | | |
| Electric power input (W) | 170 | | | | | |
| Reference flow rate (m ³ /s) | 0.047 | | | | | |
| Reference pressure difference (Pa) | 50 | | | | | |
| Specific power input (SPI) (W/(m ³ /h)) | 0.411 | | | | | |
| Control typology | Local demand control | | | | | |
| Maximum internal leakage rates (%) | 3.3 | | | | | |
| Maximum external leakage rates (%) | 2.7 | | | | | |
| Sound power level (dB(A)) | 45 | | | | | |
| Declared typology | RVU BVU | | | | | |
| The annual electricity consumption (AEC) (kWh/a) | Cold | | Average | | Warm | |
| | 217 | | 869 | | 217 | |
| The annual heating saved (AHS) (kWh/a) | Cold | | Average | | Warm | |
| | 9100 | | 4652 | | 2104 | |