

VUTR 280 VE EC A21

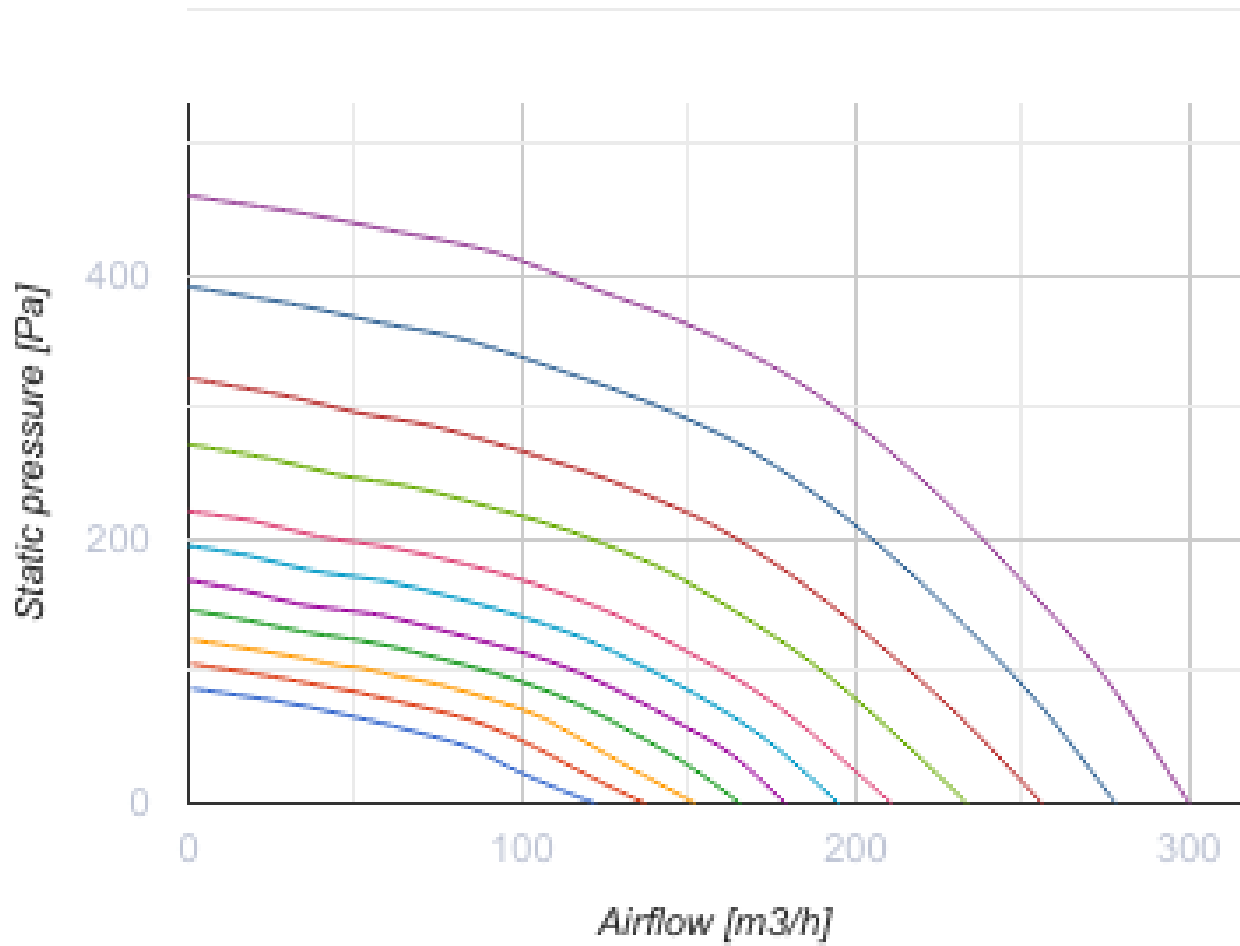


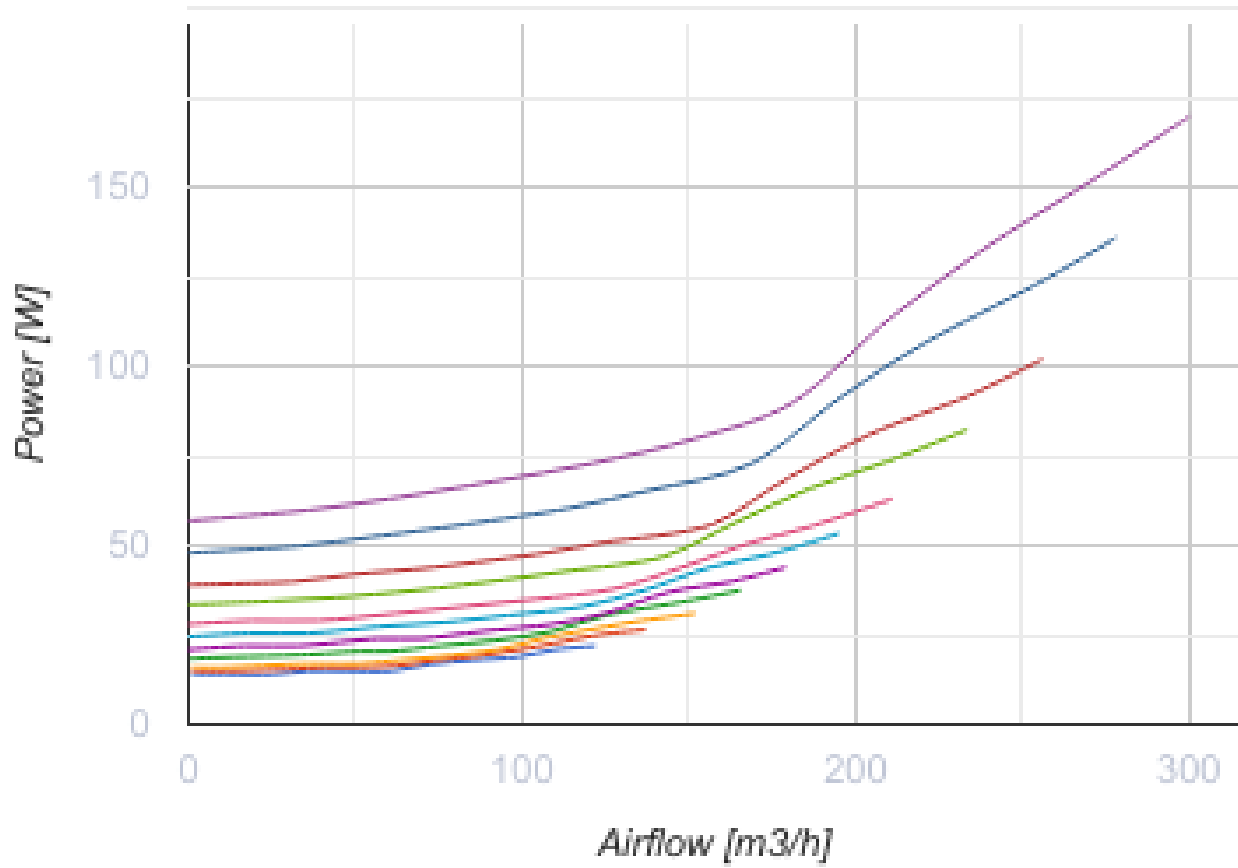
Air handling units in heat- and sound-insulated casing

- Power of electrical reheater: 650
- Maximum airflow: 300
- Sound pressure level LpA at 3 m: 26
- Heat exchanger type: Rotary
- Extract filter: G4
- Supply filter: F7
- Sound insulation
- Motor type: EC
- Reheater: Electric
- BMS protocol: ModBus
- Control: Smartphone
- Casing material: Polypropylene/Thermoplastic elastomer
- Humidity sensor: Optional
- CO2 sensor: Optional
- VOC sensor: Optional
- PM2.5 sensor: Optional

	Unit of measurement	VUTR 280 VE EC A21
Connected air duct size	mm	125
Speed	-	1
Minimum supply voltage	V	230
Maximum supply voltage	V	230
Power supply frequency	Hz	50/60
Rated power	W	195
Power of electrical reheater	W	650
Unit current	A	4.7
Maximum airflow	m ³ /h	300
Sound pressure level LpA at 3 m	dB(A)	26
Heat recovery efficiency, max	%	90
Heat exchanger type	-	Rotary
Heat exchanger material	-	Aluminum
Weight	kg	64
Extract filter	-	G4
Supply filter	-	F7
Transported air temperature (max)	°C	40
Transported air temperature (min)	°C	-25
Ambient air temperature min	°C	1
Ambient air temperature max	°C	40
Ambient air humidity max	%	80

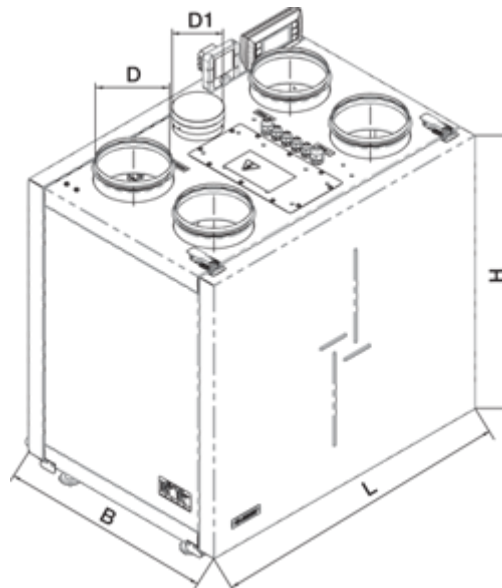
Ingress protection rating	-	IP22
Ingress protection rating of the drive	-	IP44






Dimensions

ØD	B	H	H1	L
122	508	630	754	598





Accessories



Control Panels for AHU

Name	Photo	Description
A25		The control panel with a sensor display

Other accessories







Name	Photo	Description
A22		The A22/A22 WiFi control panels are used for control of industrial and domestic air handling units with an A21 automation system.
A22 WiFi		The A22/A22 WiFi control panels are used for control of industrial and domestic air handling units with an A21 automation system.

Sensors



Name	Photo	Description
HR-S		Electro-mechanical humidistats
HV2		Humidity sensor

For round ducts


Name	Photo	Description
------	-------	-------------

SR 125/600		Silencer is applied for noise absorption produced during the ventilating equipment operation and spread along the ducting systems
SR 125/900		Silencer is applied for noise absorption produced during the ventilating equipment operation and spread along the ducting systems
SR 125/1200		Silencer is applied for noise absorption produced during the ventilating equipment operation and spread along the ducting systems
SRF 125/600		Silencer is applied for noise absorption produced during the ventilating equipment operation and spread along the ducting systems
SRF 125/900		Silencer is applied for noise absorption produced during the ventilating equipment operation and spread along the ducting systems
SRF 125/2000		Silencer is applied for noise absorption produced during the ventilating equipment operation and spread along the ducting systems



For round ducts

Name	Photo	Description
KOM 125		Spring-loaded backdraft damper for round ducts
KRV 125		Air damper for air flow cut-off in round air ducts

Electric actuators

Name	Photo	Description
Belimo TF230		The actuators are designed for controlling air dampers with cross section up to 0.4 m ² performing protection functions

Other accessories

Name	Photo	Description
SF 400x196x40 G4		Panel filter G4
SF 400x196x40 F7		F7 panel filter

Flanges

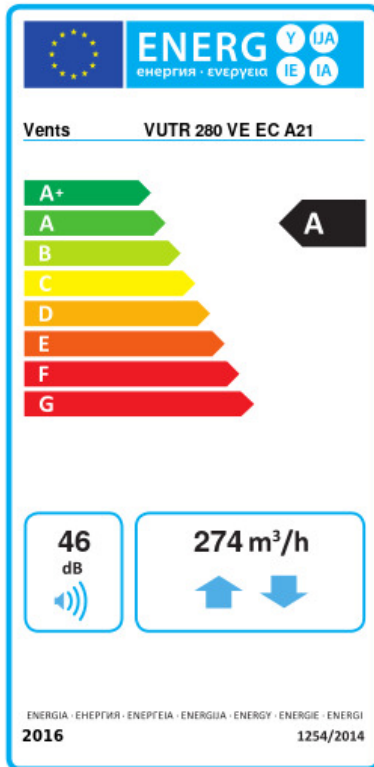
Name	Photo	Description
------	-------	-------------

[KH-1](#)



The kitchen exhaust hood is designed to clean air from combustion products, fumes, odors that form during cooking in the kitchen

Ecodesign



Trademark	Vents					
Model	VUTR 280 VE EC A21					
Specific energy consumption (SEC) (kWh/(m ² /a))	Cold		Average		Warm	
	85.3	A+	41.8	A	16.9	E
Type of ventilation unit	Bidirectional					
Type of drive installed	Variable speed					
Type of heat recovery system	Regenerative					
Thermal efficiency of heat recovery (%)	83					
Maximum flow rate (m ³ /h)	274					
Electric power input (W)	154					
Reference flow rate (m ³ /s)	0.053					
Reference pressure difference (Pa)	50					
Specific power input (SPI) (W/(m ³ /h))	0.279					
Control typology	Local demand control					
Maximum internal leakage rates (%)	2.7					
Maximum external leakage rates (%)	2.7					
Declared typology	RVU BVU					
Sound power level (dB(A))	46					
The annual electricity consumption (AEC) (kWh/a)	Cold		Average		Warm	
	148		591		148	
The annual heating saved (AHS) (kWh/a)	Cold		Average		Warm	
	8898		4548		2057	