












Series **Ace**



Vents Ace - domestic axial extract fan by Design Concept system with a mixed-type impeller for those who prioritize energy efficiency, high air flow and low noise

- Motor type: AC
- Impeller type: Mixed
- Casing material: Plastic
- Timer: Turn off timer
- Humidity sensor

| Lineup | Maximum airflow, m ³ /h | Sound pressure level LpA at 3 m, dB(A) | Timer | Humidity sensor |
|---|------------------------------------|--|-------|-----------------|
|  100 Ace | 90 | 29 | | |
|  100 Ace K L | 90 | 29 | | |
|  100 Ace L | 90 | 29 | | |
|  100 Ace T | 90 | 29 | ✓ | |
|  100 Ace T K L | 90 | 29 | ✓ | |
|  100 Ace T L | 90 | 29 | ✓ | |
|  100 Ace T1 L | 90 | 29 | ✓ | |

| | | | | | |
|---|----------------|-----|----|---|---|
|  | 100 Ace TH | 90 | 29 | ✓ | ✓ |
|  | 100 Ace TH K L | 90 | 29 | ✓ | ✓ |
|  | 100 Ace TH L | 90 | 29 | ✓ | ✓ |
|  | 125 Ace | 160 | 32 | | |
|  | 125 Ace K L | 160 | 32 | | |
|  | 125 Ace L | 160 | 32 | | |
|  | 125 Ace T | 160 | 32 | ✓ | |
|  | 125 Ace T K L | 160 | 32 | ✓ | |
|  | 125 Ace T L | 160 | 32 | ✓ | |
|  | 125 Ace T1 L | 160 | 32 | ✓ | |
|  | 125 Ace TH | 160 | 32 | ✓ | ✓ |
|  | 125 Ace TH K L | 160 | 32 | ✓ | ✓ |
|  | 125 Ace TH L | 160 | 32 | ✓ | ✓ |