








## Series **Boost-I EC**

Mixed-flow inline fans in sound-insulated casings with EC-motors

- Sound insulation
- Motor type: EC
- Impeller type: Mixed-flow
- Casing material: Galvanized steel
- Control: Speed controller



Lineup	Connected air duct size, mm	Rated power, W	Maximum airflow, m <sup>3</sup> /h	Cable with mains plug	Temperature sensor
 Boost-I 200 EC	200	121	1210	✗	✗
 Boost-I 200 EC Un	200	121	1210	✓	✓
 Boost-I 200 EC R	200	121	1210	✓	✗
 Boost-I 200 EC P	200	121	1210	✗	✗
 Boost-I 250 EC	250	168	1750	✗	✗
 Boost-I 250 EC Un	250	168	1750		✓
 Boost-I 250 EC R	250	168	1750	✓	✗

 Boost-I 250 EC P	250	168	1750	×	×
 Boost-I 315 EC	315	353	3090		
 Boost-I 315 EC Un	315	353	3090		✓
 Boost-I 315 EC R	315	353	3090	✓	
 Boost-I 315 EC P	315	353	3090		
 Boost-I 355 EC	355	353	3500		
 Boost-I 355 EC Un	355	353	3500		✓
 Boost-I 355 EC R	355	353	3500	✓	
 Boost-I 355 EC P	355	353	3500		
 Boost-I 400 EC	400	726	5415		
 Boost-I 400 EC Un	400	726	5415		✓
 Boost-I 400 EC R	400	726	5415	✓	
 Boost-I 400 EC P	400	726	5415		