







Series **Enave 210 / 270**

V





Vertical air handling units with a counterflow polystyrene or enthalpy heat exchanger

- Heat exchanger type: Counter flow
- Sound insulation
- Motor type: EC
- Bypass: Manual
- Reheater: Optional
- BMS protocol: ModBus
- Control: Wired control panel
- Casing material: EPP
- Humidity sensor: Optional
- Enthalpy heat exchanger
- Preheater: Built-in

Lineup	Connected air duct size, mm	Rated power, W	Maximum airflow, m ³ /h	Service side	Control system	Reheater	Preheater	BMS protocol
 Enave 210 V A21 R	125	125	277	Right	A21	Optional	0	ModBus
 Enave 210 V A21 L	125	125	277	Left	A21	Optional	0	ModBus
 Enave-T 210 V A21 R	125	125	277	Right	A21	Optional	0	ModBus
 Enave-T 210 V A21 L	125	125	277	Left	A21	Optional	0	ModBus
 Enave 210 VE A21 R	125	125	277	Right	A21	Optional	Built-in	ModBus
 Enave 210 VE A21 L	125	125	277	Left	A21	Optional	Built-in	ModBus

	Enave-T 210 VE A21 R	125	125	277	Right	A21	Optional	Built-in	ModBus
	Enave-T 210 VE A21 L	125	125	277	Left	A21	Optional	Built-in	ModBus
	Enave 270 V A21 R	125	182	331	Right	A21	Optional	0	ModBus
	Enave 270 V A21 L	125	182	331	Left	A21	Optional	0	ModBus
	Enave-T 270 V A21 R	125	182	331	Right	A21	Optional	0	ModBus
	Enave-T 270 V A21 L	125	182	331	Left	A21	Optional	0	ModBus
	Enave 270 VE A21 R	125	182	331	Right	A21	Optional	Built-in	ModBus
	Enave 270 VE A21 L	125	182	331	Left	A21	Optional	Built-in	ModBus
	Enave-T 270 VE A21 R	125	182	331	Right	A21	Optional	Built-in	ModBus
	Enave-T 270 VE A21 L	125	182	331	Left	A21	Optional	Built-in	ModBus
	Enave 210 V A14 R	125	125	277	Right	A14			
	Enave 210 V A14 L	125	125	277	Left	A14			
	Enave-T 210 V A14 R	125	125	277	Right	A14			
	Enave-T 210 V A14 L	125	125	277	Left	A14			

	Enave 270 V A14 R	125	182	331	Right	A14			
	Enave 270 V A14 L	125	182	331	Left	A14			
	Enave-T 270 V A14 R	125	182	331	Right	A14			
	Enave-T 270 V A14 L	125	182	331	Left	A14			