









## Series **Enave-C P**



Heat recovery air handling units in sound- and heat-insulated casings made of expanded polypropylene

- Heat exchanger type: Counter flow
- Sound insulation
- Motor type: EC
- Enthalpy heat exchanger
- Bypass: Manual
- Reheater: Optional
- Preheater: Optional
- BMS protocol: ModBus
- Control: Wired control panel
- Casing material: EPP
- Humidity sensor: Optional

Lineup	Connected air duct size, mm	Rated power, W	Maximum airflow, m <sup>3</sup> /h	Control system	Reheater	Preheater	BMS protocol
 Enave-CT 150 P A21	125 / 160	115	263	A21	Optional	Optional	ModBus
 Enave-C 200 P A21	125 / 160	169	309	A21	Optional	Optional	ModBus
 Enave-CT 200 P A21	125 / 160	169	309	A21	Optional	Optional	ModBus
 Enave-C 150 P A14	125 / 160	115	263	A14			
 Enave-CT 150 P A14	125 / 160	115	263	A14			
 Enave-C 200 P A14	125 / 160	169	309	A14			
 Enave-C 150 P A21	125 / 160	115	263	A21	Optional	Optional	ModBus

 Enave-CT 200 P A14	125 / 160	169	309	A14			
--	-----------	-----	-----	-----	--	--	--