




Series **KSA**



Centrifugal inline fans with forward curved blades in sound-insulated casings

- Sound insulation
- Motor type: AC
- Impeller type: Centrifugal forward curved blades
- Casing material: Galvanized steel

Lineup	Connected air duct size, mm	Rated power, W	Maximum airflow, m ³ /h
 KSA 100-2E	100	130	425
 KSA 125-2E	125	155	505
 KSA 150-2E	150	335	750
 KSA 160-2E	160	335	750
 KSA 200-4E	200	115	640