








## Series **KSB**



Inline centrifugal fans in heat- and sound-insulated casing

- Sound insulation
- Motor type: AC
- Impeller type: Centrifugal backward curved blades
- Casing material: Galvanized steel

Lineup	Connected air duct size, mm	Rated power, W	Maximum airflow, m <sup>3</sup> /h
 KSB 100	100	73	240
 KSB 125	125	73	330
 KSB 150	150	72	420
 KSB 160	160	75	420
 KSB 200	200	103	730
 KSB 200 S	200	195	950
 KSB 250	250	198	1300



KSB 315

315

322

2150