















## Series **KSB K2**

Inline centrifugal fans in heat- and sound-insulated casing

- Sound insulation
- Motor type: AC
- Impeller type: Centrifugal backward curved blades
- Casing material: Aluzinc



Lineup	Connected air duct size, mm	Rated power, W	Maximum airflow, m <sup>3</sup> /h
 KSB 100 K2	100	58	285
 KSB 125 K2	125	61	330
 KSB 125 K2 S	125	88	484
 KSB 150 K2	150	84	485
 KSB 160 K2	160	86	500
 KSB 200 K2	200	164	770
 KSB 250 K2	250	320	1515

 KSB 315 K2 S	315	654	2710
 KSB 355 K2	355	202	2235
 KSB 400 K2	400	427	3800
 KSB 450 K2	450	482	3750
 KSB 500 K2 (Δ)	500	730	7000
 KSB 500 K2 (Y)	500	780	6720