








Series Lumis



Exhaust axial fan with integrated light source

- Motor type: AC
- Impeller type: Axial
- Casing material: Plastic

Lineup	Connected air duct size, mm	Rated power, W	Maximum airflow, m ³ /h	Sound pressure level LpA at 3 m, dB(A)
 Lumis 100	100	24	92	33
 Lumis 100 K	100	24	92	33
 Lumis 100 L	100	24	92	33
 Lumis 100 (220 V/60 Hz)	100			
 Lumis 100 (220 V/60 Hz) K	100			
 Lumis 100 (220 V/60 Hz) L	100			
 Lumis 100 turbo	100	26	115	37



Lumis 100 turbo (220 V/60 Hz)

100

 Lumis 100 turbo (220 V/60 Hz)	100			
---	-----	--	--	--