





















Series MA





























Axial fans with automatic louver shutters for exhaust ventilation

- Motor type: AC
- Casing material: Plastic
- Timer: Turn off timer
- Humidity sensor
- Motion sensor

Lineup	Connected air duct size, mm	Rated power, W	Maximum airflow, m ³ /h	Sound pressure level LpA at 3 m, dB(A)	Motion sensor	Pull cord	Humidity sensor	Timer
 100 MA	100	18	98	34	×	×	×	×
 100 MA turbo	100	20	128	37	×	×	×	×
 100 MA press	100	20	99	37	×	×	×	×
 100 MA 12	100	18	86	33	×	×	×	×
 100 MA Q	100	7.9	70	26	×	×	×	×
 100 MA L	100	18	98	34	×	×	×	×

	100 MA L 12	100	18	86	33	×	×	×	×
	100 MA L turbo	100	20	128	37	×	×	×	×
	100 MA L press	100	20	99	37	×	×	×	×
	100 MA T	100	18	98	34	×	×	×	✓
	100 MA T Q	100	7.9	70	26	×	×	×	✓
	100 MA T 12	100	18	86	33	×	×	×	✓
	100 MA V	100	18	98	34	×	✓	×	×
	125 MA	125	22	185	35	×	×	×	×
	125 MA turbo	125	29	232	37	×	×	×	×
	125 MA press	125	29	188	39	×	×	×	×
	125 MA Q	125	11.8	125	31	×	×	×	×
	125 MA 12	125	22	165	34	×	×	×	×
	125 MA L turbo	125	29	232	37	×	×	×	×
	125 MA L	125	22	185	35	×	×	×	×

 125 MA T	125	22	185	35	×	×	×	✓
 125 MA T L	125	22	185	35	×	×	×	✓
 125 MA TH	125	22	185	35	×	×	✓	✓
 125 MA TH Q	125	11.8	125	31	×	×	✓	✓
 125 MA TH L	125	22	185	35	×	×	✓	✓
 125 MA TH L turbo	125	29	232	37	×	×	×	✓
 125 MA TH turbo	125	29	232	37	×	×	✓	✓
 125 MA TP	125	22	185	35	✓	×	×	✓
 125 MA TP L turbo	125	29	232	37	✓	×	×	✓
 125 MA V	125	22	185	35	×	✓	×	×
 150 MA	150	26	295	39	×	×	×	×
 150 MA 12	150	29	263	38	×	×	×	×
 150 MA turbo	150	32	345	41	×	×	×	×
 150 MA press	150	32	307	41	×	×	×	×

 150 MA L	150	26	295	39	×	×	×	×
 150 MA L turbo	150	32	345	41	×	×	×	×
 150 MA V	150	26	295	39	×	✓	×	×
 150 MA T	150	26	295	39	×	×	×	✓
 150 MA T L	150	26	295	39	×	×	×	✓
 150 MA T L turbo	150	32	345	41	×	×	×	✓
 150 MA T press	150	32	307	41	×	×	×	✓
 150 MA TH	150	26	295	39	×	×	✓	✓
 150 MA TH Q	150	22.8	240	35	×	×	✓	✓
 150 MA TH L	150	26	295	39	×	×	✓	✓
 150 MA TH L turbo	150	32	345	41	×	×	✓	✓
 150 MA TP	150	26	295	39	✓	×	×	✓