









Series **Stream EC**

Mixed-flow inline fans in sound-insulated casings with EC-motors

- Sound insulation
- Motor type: EC
- Control: Built-in speed controller
- Impeller type: Mixed-flow
- Casing material: Plastic



Lineup	Connected air duct size, mm	Rated power, W	Maximum airflow, m ³ /h	Temperature sensor	Cable with mains plug
 Stream 100/125 EC	125	20	350		
 Stream 100/125 EC Un	125	20	350	✓	
 Stream 100/125 EC R	125	20	350		✓
 Stream 100/125 EC P	125	20	350		
 Stream 150/160 EC	160/150	55	600		
 Stream 150/160 EC Un	160/150	55	600	✓	
 Stream 150/160 EC R	160/150	55	600		✓

 Stream 150/160 EC P	160/150	55	600		
---	---------	----	-----	--	--