











## Series VCN



Extract centrifugal fans for outdoor wall installation

- Motor type: AC
- Impeller type: Centrifugal backward curved blades
- Casing material: Polypropylene/Thermoplastic elastomer

Lineup	Connected air duct size, mm	Rated power, W	Maximum airflow, m <sup>3</sup> /h
 VCN 100	100	71	325
 VCN 125	125	75	485
 VCN 150	150	96	630
 VCN 160	160	95	650
 VCN 200	200	96	700
 VCN 100 K	100	71	295
 VCN 125 K	125	75	485

 VCN 150 K	150	96	630
 VCN 160 K	160	95	650
 VCN 200 K	200	96	700