















## Series VKM EC



Inline centrifugal fans in steel casing

- Motor type: EC
- Impeller type: Centrifugal backward curved blades
- Casing material: Coated steel

Lineup	Connected air duct size, mm	Rated power, W	Maximum airflow, m <sup>3</sup> /h
 VKM 100 EC	100	90	345
 VKM 100 EC E	100	72	318
 VKM 125 EC	125	83	480
 VKM 125 EC E	125	75	415
 VKM 150 EC	150	107	700
 VKM 150 EC E	150	75	592
 VKM 160 EC	160	108	785

 VKM 200 EC	200	83	845
 VKM 200 EC E	200	72	714
 VKM 250 EC	250	164	1230
 VKM 250 EC Q	250	100	2500
 VKM 315 EC	315	164	1370
 VKM 355 EC	355	693	3450
 VKM 400 EC	400	704	4790
 VKMS 200 EC	200	100	1010
 VKMS 315 EC	315	183	1820