









Series **VKP** (for rectangular ducts)

Centrifugal inline fans with backward curved blades

- Motor type: AC
- Impeller type: Centrifugal backward curved blades
- Casing material: Galvanized steel



Lineup	Connected air duct size, mm	Rated power, W	Maximum airflow, m ³ /h
 VKP 2E 400x200	400x200	138	930
 VKP 2E 500x250	500x250	305	1720
 VKP 4D 1000x500	1000x500	4300	15000
 VKP 4D 500x300	500x300	136	1380
 VKP 4D 600x300	600x300	230	2530
 VKP 4D 600x350 (3~ 400 Y)	600x350	380	2660

 VKP 4D 600x350 (3~ 400 Δ)	600x350	510	2970
 VKP 4D 700x400	700x400	828	5580
 VKP 4D 800x500	800x500	1508	7800
 VKP 4E 500x300	500x300	140	1700
 VKP 4E 600x300	600x300	220	2470
 VKP 4E 600x350	600x350	470	2950
 VKP 6D 1000x500	1000x500	1198	10500
 VKPS 4E 600x350	600x350	447	4070