

















Series VKPI EC

Centrifugal inline fans with backward curved blades in sound-insulated casings with EC-motors

- Sound insulation
- Motor type: EC
- Impeller type: Centrifugal backward curved blades
- Casing material: Galvanized steel



Lineup	Connected air duct size, mm	Rated power, W	Maximum airflow, m ³ /h
 VKPI 300x150 L1 EC	300x150	101	665
 VKPI 300x150 M1 EC	300x150	97	565
 VKPI 400x200 L1 EC	400x200	192	1190
 VKPI 400x200 M1 EC	400x200	91	810
 VKPI 500x250 L1 EC	500x250	555	2480
 VKPI 500x250 M1 EC	500x250	252	1590
 VKPI 500x300 L1 EC	500x300	553	2700

 VKPI 600x300 M1 EC	600x300	326	2545
 VKPI 600x350 L3 EC	600x350	1308	4290
 VKPI 600x350 M1 EC	600x350	361	2815
 VKPI 700x400 L3 EC	700x400	2748	6810
 VKPI 700x400 M1 EC	700x400	795	5710
 VKPI 800x500 L3 EC	800x500	2925	8535
 VKPI 800x500 M3 EC	800x500	2025	8395
 VKPI 900x500 L3 EC	900x500	3429	11190
 VKPI 1000x500 L3 EC	1000x500	3429	11190