

Series
VENTS ENAVE 550 V



Heat recovery air handling units in sound- and heat-insulated casings.
Air flow up to **660 m³/h**.
Heat recovery efficiency up to **91 %**

Description

The air handling units are the fully featured ventilation units with heat recovery for air filtration, fresh air supply and stale air extract. The units offer energy-efficient ventilation for small appartments.

Casing


The casing is made of expanded polypropylene (EPP) possessing high heat- and sound-insulating properties.

Enave 550 V L – left-handed version.

Enave 550 V R – right-handed version.

Filter

Two built-in **Coarse 90% (G4)** filters provide efficient air filtration. **ePM1 65% (F7)** supply filter can be installed as an option.




Fans


Units' fans are equipped with electronically-commutated motors.

Heat Exchanger

Enave units are equipped with a counter-flow polystyrene heat exchanger.



Enave-T units are equipped with an enthalpy heat exchanger.



Bypass

Units are equipped with a bypass for summer cooling.

Automation

Enave V A21 units are equipped with a built-in automation system. The **A21** controller allows to integrate the unit into the **Smart Home system** or **BMS (Building Management System)**. To control the unit via Wi-Fi, download the **Vents Home** smartphone app.

Enave V A14 units have an integrated control system with a wall-mounted control panel equipped with LED indication.



Google play



Download on the App Store







Frost protection

For **Enave V** units the frost protection is realized by shutting down the supply fan. Optional duct pre-heater is available for units with A21 control system.

Mounting

The unit is designed for wall and floor mounting. The mounting position of the unit must provide service access for maintenance and repair.

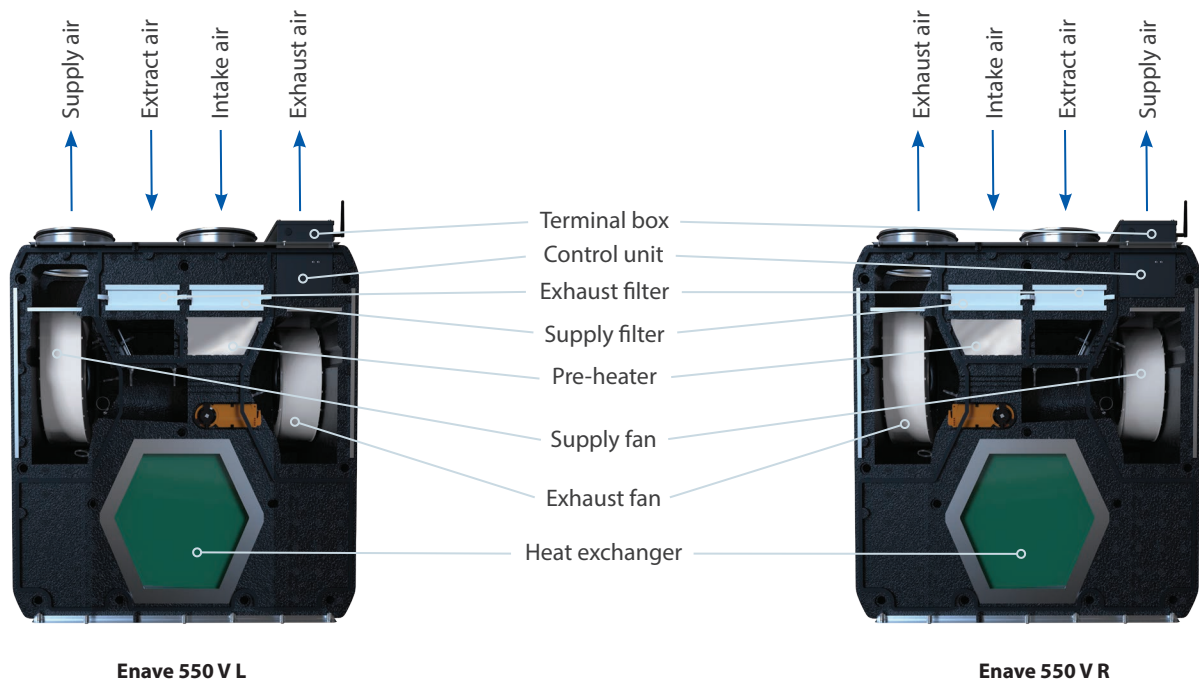
Control and automation

Functions	A21	A14
Wired remote control pane	A22 (option) 	A14 
Control via a wired remote LCD control panel	A25 (option) 	-
Wireless remote control panel	A22 Wi-Fi (option) 	-
BMS	ModBus RTU (RS-485) ModBus TCP/IP (Wi-Fi, Ethernet)	-
Vents Cloud Server service	+	-
Control via Wi-Fi using a smartphone app	+	-
Frost protection	+	+
Bypass	Auto, manual	Manual
Week-scheduled operation	+	-
Filter replacement indication	Filter timer	+
Alarm indication	+	+
Speed selection	+	+
Timer	+	-
RH% sensor	Option	Option
CO ₂ sensor	Option	Option
VOC sensor	Option	Option
PM _{2.5} sensor	Option	Option
Boost mode	+	-
Fireplace mode	+	-
Preheater connection	+	-
Reheater connection	+	-
Cooler connection	+	-
Fire alarm sensor connection	+	+
Minimum supply air temperature control	+	-

Designation key

TM	Model	Heat exchanger type	Nominal size	Modification	Casing type	Heater	Control system	Version
VENTS	Enave	_ – heat recovery T – energy recovery	Airflow m ³ /h /10	0 – standard	V - vertical	_ – w/o heater E – integrated pre-heater	A21, A14	L – left R – right

Unit design

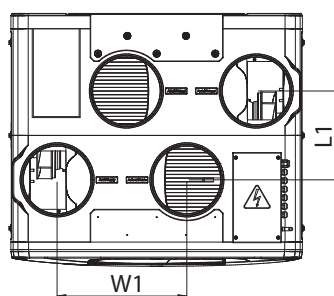
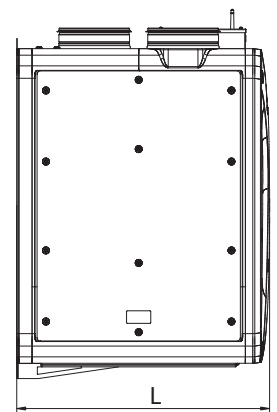
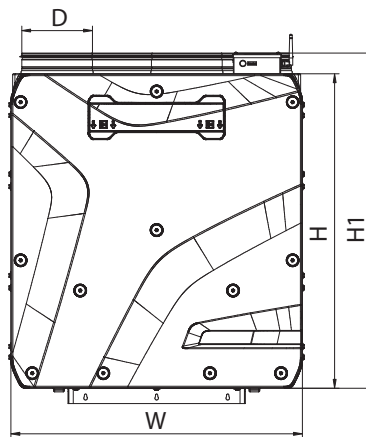


Enave 550 V L

Enave 550 V R

Overall dimensions

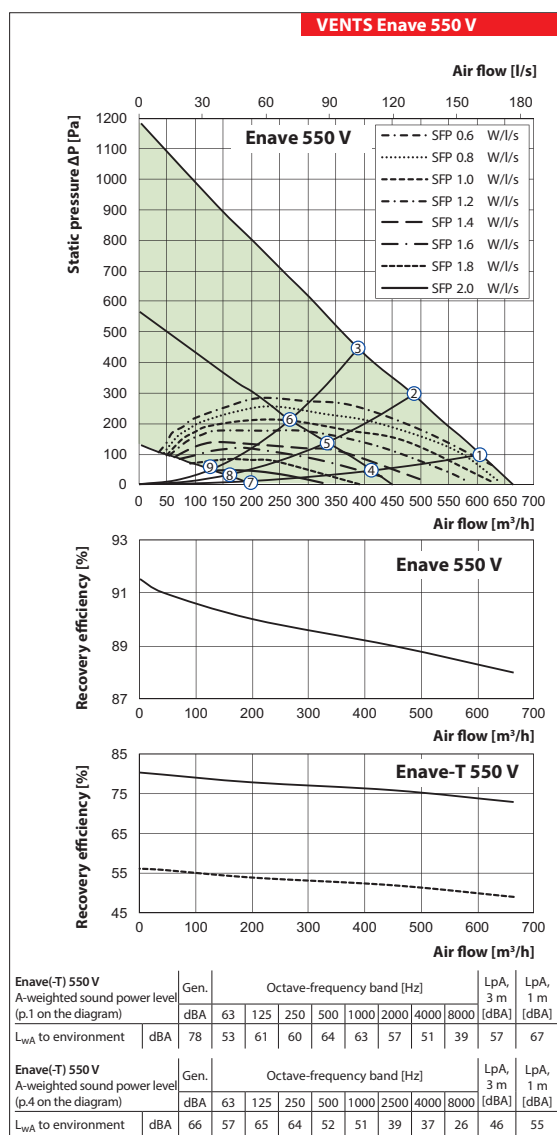
Model	Dimensions [mm]						
	H	W	L	H1	W1	L1	ØD
Vents Enave 550 V	885	820	711	943	365	250	200



AIR HANDLING UNITS WITH HEAT RECOVERY

Technical data

	Vents Enave 550 V	Vents Enave-T 550 V	Vents Enave 550 VE	Vents Enave-T 550 VE
Voltage [V / 50-60 Hz]			230	
Max. unit power without electric heater [W]			347	
Integrated electric heater power [W]		-		1400
Max. unit power [W]	347			1747
Max. unit current without electric heater [A]			2.4	
Integrated electric heater current [A]		-		6.21
Max. unit current [A]	2.4			8.61
Max air flow [m ³ /h]			660	
Sound pressure level at 3 m distance [dBA]			57	
Max. operating temperature [°C]			-25...+40	
Case material			EPP	
Insulation [mm]			45	
Extract filter			Coarse > 60 %	
Supply filters			Coarse > 60 % (option ePM1 60 %)	
Connected air duct diameter [mm]			200	
Weight [kg]			28	
Heat recovery efficiency [%]	91	80	91	80
Heat exchanger type			Counter-flow	
Heat exchanger material	Polystyrene	Enthalpy	Polystyrene	Enthalpy
SEC class	A+	A	A+	A



Accessories for air handling units

	Filter G4	Filter F7	Control panel	Control panel	Wi-Fi Control panel	Internal humidity sensor	Internal CO ₂ sensor
Enave 550 V A21	SF 596x164x60 Coarse 90% G4	SF 596x164x60 ePM1 F7	A25	A22	A22 Wi-Fi	HV2	CO2-3
Enave-T 550 V A21							
Enave 550 VE A21							
Enave-T 550 VE A21							
Enave 550 V A14							
Enave-T 550 V A14	-	-	-				

	External CO ₂ sensor with indication	External CO ₂ sensor	External humidity sensor	Electrical preheater	Electrical reheater	Syphon kit	Silencer	Air damper	Electric actuator
Enave 550 V A21	CO2-1	CO2-2	HR-S	NKP 200 A21 V.2	NKD 200 A21 V.2	SH-32	SR 200	KRV 200	TF 230
Enave-T 550 V A21									
Enave 550 VE A21									
Enave-T 550 VE A21									
Enave 550 V A14									
Enave-T 550 V A14	-	-							