


Series ONK



Single-row sectional ventilation grille with fixed vanes



ONK2 – pair-wise and perpendicular vane position



ONK1, ONK3 – horizontal vane position

Application

- Supply and exhaust ventilation, heating and air conditioning networks in industrial, commercial and domestic premises.

Design

- Made of high-quality extruded aluminium.
- Equipped with a central cross-type partition for extra rigidity.
- Polymer or anodized grille coating ensures weather-resistant properties.
- Non-standard sizes may be ordered.


Modifications

- Available modifications with an air flow regulator (R) and an adapter (A) for connection to air ducts.
- Available modifications with versatile fixing (u) for fast mounting.

Air flow distribution options



straight (0°)
ONK1, ONK2

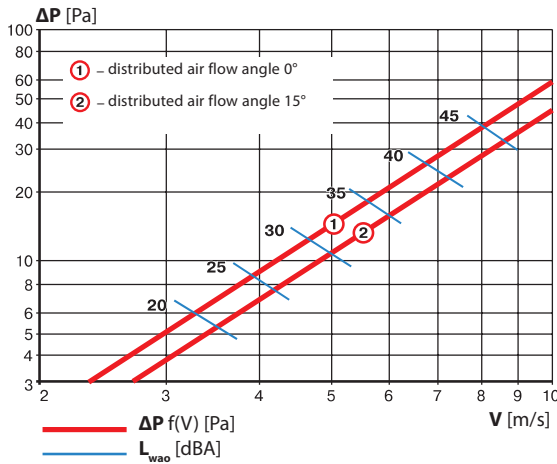


single-sided (15°)
ONK3

Standard size [mm] and air pass [m²]

Height H [mm]	Length L [mm]											
	450	500	550	600	650	700	750	800	850	900	950	1000
450	0.117	0.131	0.146	0.160	0.173	0.186	0.200	0.214	0.226	0.239	0.252	0.265
500	0.130	0.145	0.162	0.178	0.192	0.206	0.222	0.238	0.252	0.265	0.279	0.293
550	0.144	0.159	0.178	0.196	0.211	0.226	0.244	0.263	0.277	0.292	0.306	0.321
600	0.158	0.173	0.194	0.214	0.230	0.246	0.267	0.287	0.303	0.318	0.334	0.349
650	0.171	0.188	0.210	0.233	0.250	0.267	0.289	0.312	0.328	0.345	0.362	0.379
700	0.184	0.203	0.227	0.251	0.270	0.288	0.312	0.336	0.354	0.372	0.390	0.408
750	0.198	0.217	0.243	0.270	0.289	0.309	0.335	0.361	0.380	0.399	0.418	0.438
800	0.211	0.232	0.260	0.288	0.309	0.330	0.358	0.385	0.406	0.426	0.447	0.467
850	0.225	0.247	0.277	0.306	0.329	0.351	0.380	0.410	0.432	0.453	0.475	0.497
900	0.238	0.262	0.293	0.325	0.348	0.372	0.403	0.435	0.458	0.481	0.504	0.527
950	0.252	0.277	0.310	0.343	0.368	0.393	0.426	0.459	0.484	0.508	0.533	0.557
1000	0.266	0.292	0.327	0.361	0.388	0.414	0.449	0.484	0.510	0.536	0.561	0.587

Pressure loss and sound power level



Calculation formula

$$L_{WA} = L_{WAO} \times K$$

Correction factor K

	0.01	0.15	0.2	0.3	0.4
S_{ap} [m ²]	0.01	0.15	0.2	0.3	0.4
K [dBA]	0	+1.5	+3	+4.5	+6

Designation:

ΔP – pressure loss [Pa]

L_{WA} – sound power level [dBA]

L_{WAO} – sound power level for air pass 0.1 m² [dBA]

K – correction factor for sound power level calculation depending on air pass [dBA]

S_{ap} – air pass [m²]

V – rated speed [m/s]

Order code



Grille coating:

"_" – colour* (white by default)
"Anodized"

Grille type:

ONK – single-row sectional grille with fixed vanes

Vane position:

- 1 – direct (deflection angle 0°)
- 2 – single-sided (deflection angle 15°)
- 3 – double-sided (deflection angle 15°)

Grille size:

L – length [mm]
H – height [mm]

Accessories:

- __ – no
- R – air flow regulator
- A – adapter

Grille fixation:

u – versatile

* Standard polymer coating colours:



Overall and mounting dimensions

