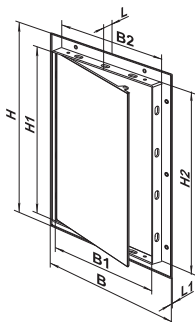
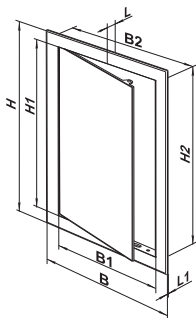


## DD series



Plastic access doors with double-sided hinges and paint-ready surface



### Applications

- Designed for wall or ceiling applications.
- Enable quick and convenient access to concealed equipment and utility lines.
- Concealed mounting for esthetic appearance.
- Suitable for high-humidity areas.
- Protected by national patents worldwide.

### Design

- Made of high-quality ABS plastic.
- The door surface is ready for acrylic

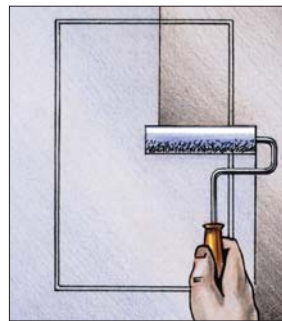
and water-dispersion paint or wallpaper application.

- Left or right-side opening.
- Press gently to open and close.
- A wide range of sizes.

### Mounting

- Easy mounting using mortar or glue.
- Universal mountings for left or right-side opening.
- Double-sided hinges.
- Easy servicing.

### Sample installations



### Dimensions

Model	Dimensions, mm							
	H	B	H1	B1	H2	L1	L	B2
DD 200x300	336	236	291	189	297	3	20	197

### Color options



White



Beige



Grey



Sky Blue



Beige Marble



Grey Marble



Blue Marble



Green Marble