

VENTS Vitro star Series



Axial design fans for exhaust ventilation with the capacity up to 302 m³/h


Applications

- Continuous or periodic exhaust ventilation of bathroom, showers, kitchens and other utility spaces.
- Ventilation shaft mounting or duct connection.
- Low to medium air flow motion for short distances at low air resistance.
- Compatible with Ø 100, 125 and 150 mm air ducts.



LED lamp, 2 W

Front panel modifications



Design

- The glass front panel with various ornamental modifications.
- Modern design and aesthetic look.
- The casing and the impeller are made of high-quality durable ABS plastic, UV resistant.
- The intellectual impeller design makes the fan efficiency high and the service life long.
- A 2 W LED lamp is integrated into the fan casing.
- Protection rating IP 24.

Motor

- Reliable and low-watt electric motor.
- Designed for continuous operation and requires no maintenance.
- Equipped with overheating protection.

Modifications and Options

Vitro star K – fan is equipped with a backdraft damper for back flow preventing.

Vitro star L – the motor is equipped with ball bearings for long service life (appr. 40 thousand hours) and fan mounting at any angle. The bearings are maintenance-free and contain enough grease for the entire operating period.

Vitro star turbo – high-powered motor.

Vitro star 12 – modification with low-voltage motor. 12 V AC power supply.

Vitro star T* – equipped with a regulated timer with the operating time from 2 to 30 minutes.

Vitro star TH* – equipped with a timer with the operating time from 2 to 30 minutes and a humidity sensor with the threshold value from 60 to 90%.

* only for 100 mm fans

Control

Manual:

- The fan is controlled by a room light switch. It is not included in the delivery package.
- Speed control is possible through a thyristor speed controller (see Electrical Accessories). Several fans may be connected to the same controller. Speed controllers can not be connected to the fans with T, TH, TP, VT, VTH modification.

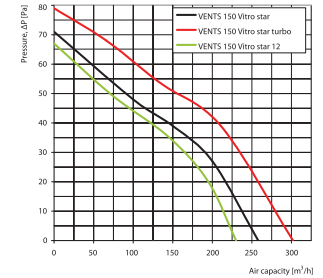
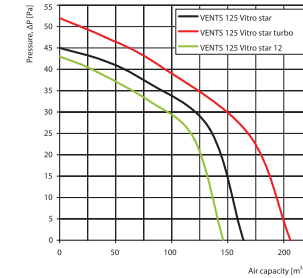
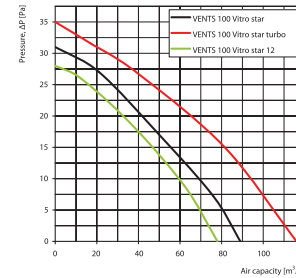
Automatic:

- By the electronic control unit **BU-1-60** (see Electrical Accessories). The control unit is supplied separately.
- By the timer **T** (the built-in run-out timer enables the fan operation within 2 to 30 minutes after the fan switching off).
- By the humidity sensor and timer **TH** (if the humidity level in the room exceeds the sensor threshold adjustable value within 60-90% the fan switches automatically on and operates until the humidity level drops to the standard level, after that the fan continues operating within the time period according to the timer setting, then shuts down).

Mounting features

- The fan is mounted directly into the ventilation shaft.
- Flexible duct application is recommended in case of remote location of the ventilation shaft. The air duct is connected to the fan exhaust flange through a clamp.
- Fixed to wall by self-tapping screws.
- Both parallel or separate switching of the fan and the built-in lamp (refer wiring diagrams).
- For 12 V low-voltage motor fan connection to 220 V / 50 Hz power mains use the step-down transformer TRF 220/12-25 that is available upon separate order.

Aerodynamic characteristics



Technical data

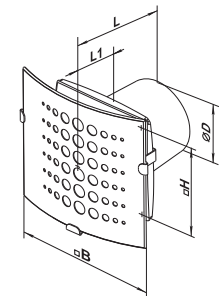
Model	Frequency [Hz]	Voltage [V]	Power Consumption [W]	Current [A]	R.p.m.	Maximum air capacity [m ³ /h]	Sound Pressure Level at 3 m [dB(A)]	Weight [kg]
VENTS 100 Vitro star	50/60	220-240	14	0,085	2300	89	33	0,61
VENTS 100 Vitro star turbo	50/60	220-240	16	0,1	2300	116	36	0,69
VENTS 100 Vitro star 12	50/60	12	14	1,5	2200	78	32	0,60
VENTS 125 Vitro star	50/60	220-240	16	0,1	2400	164	34	0,75
VENTS 125 Vitro star turbo	50/60	220-240	24	0,105	2400	206	36	0,83
VENTS 125 Vitro star 12	50/60	12	16	1,7	2300	146	33	0,73
VENTS 150 Vitro star	50	220-240	24	0,13	2400	258	37	0,94
VENTS 150 Vitro star turbo	50	220-240	29	0,13	2400	302	39	1,08
VENTS 150 Vitro star 12	50	12	24	2	2300	230	36	0,90

Mounting example



Overall dimensions

Model	Dimensions [mm]				
	Ø D	B	H	L	L1
VENTS 100 Vitro star	100	183	120	151	58
VENTS 100 Vitro star T	98	183	122	151	65
VENTS 100 Vitro star TH	98	183	122	151	65
VENTS 125 Vitro star	125	205	140	156	58
VENTS 150 Vitro star	150	233	165	173	58



Certificates

The fans meet the applicable safety and electromagnetic compatibility standards.

