

SUPPLY AND EXHAUST PLASTIC AIR DISK VALVES

A...VR Series



Application

- For supply and exhaust ventilation, air conditioning and heating.
- Mounting in false ceilings or walls.
- Used to arrange correct air circulation in premises.

Design

- Made of high quality plastic (ABS plastic or polystyrene).
- Special aerodynamic disk valve design ensures uniform air distribution.
- Smooth air pass regulation due to rotation of central part of the damper.
- Easy mounting with fixing lugs.
- The internal part has a sealing ring for more tight fit.

Grille modifications

A 80 VR, A 100 VR, A 125 VR, A 150 VR, A 200 R - basic modifications



- Equipped with fixing lugs for easy connection to \varnothing 80/100/125/150/200 mm round air ducts.
- Modification may include **F 80 – F 200** flange (available upon separate order).



A 200 VR - two-element model



- Equipped with fixing lugs for easy connection to \varnothing 200 mm round air ducts.
- Two regulating elements for more perfect air flow distribution.
- Modification may include **F 200** flange (available upon separate order).



Overall dimensions

Model	Dimensions, mm								Air pass, m ²	Fig. no.
	D	D1	D2	D3	H max	H1	H2	Damper normal pitch, mm		
A 80 VR	80	64	90	132	50	34	16	0...8	0...0,002	1
A 100 VR	100	84	90	148	65	44	26	0...20	0...0,006	1
A 125 VR	125	105	110	166	70	40	20	0...22	0...0,008	1
A 150 VR	150	125	128	200	80	50	30	0...23	0...0,009	1
A 200 R	200	177,6	183	246	80	53	33	0...16	0...0,009	1
A 200 VR	200	177,6	128	246	80	53	33	0...19	0,001...0,008	2

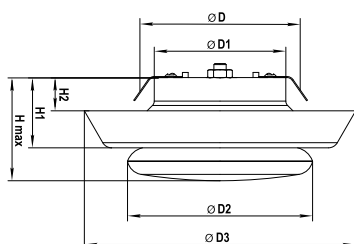


Fig. 1

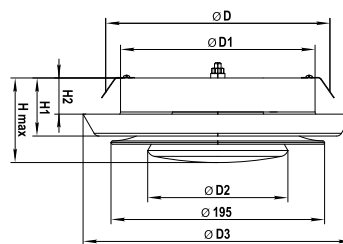


Fig. 2

■ Technical parameters

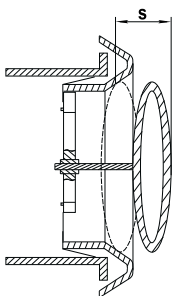
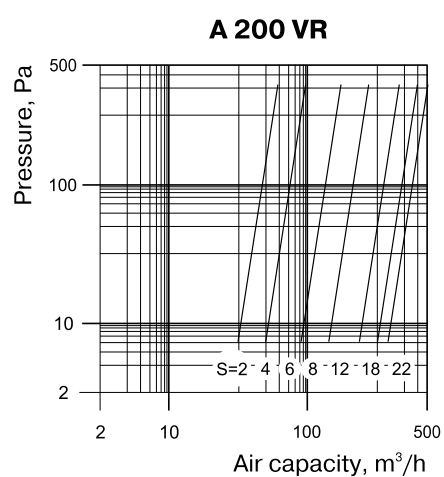
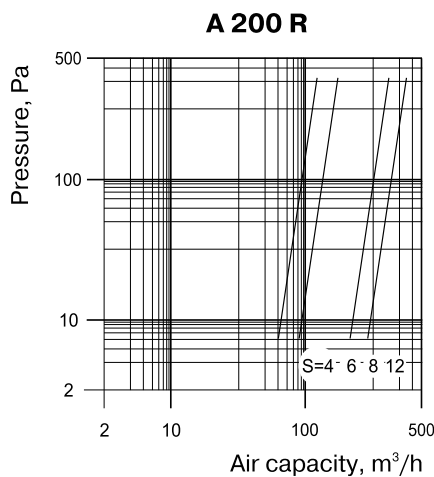
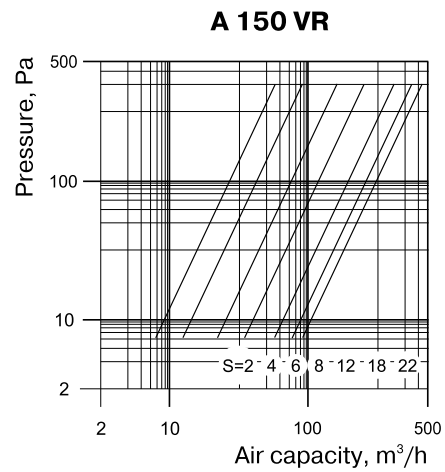
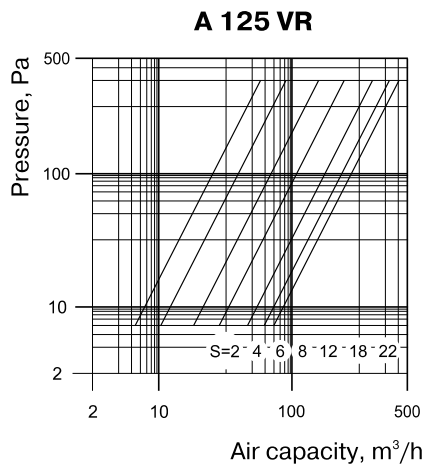
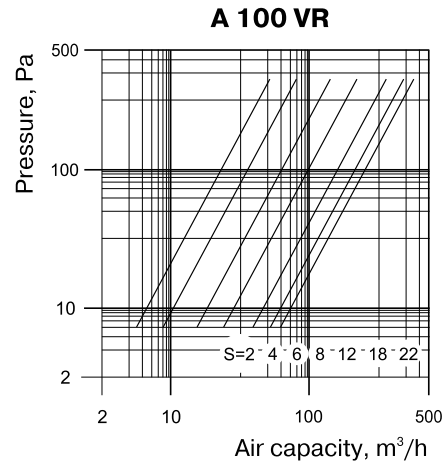
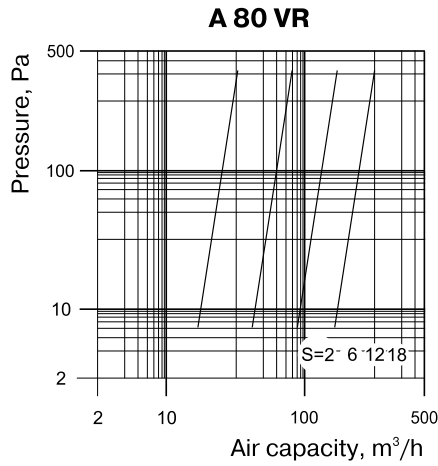


Fig. 3

The internal part of the air disk valve is pulled out to ensure the required clearance S (mm) (fig. 3) to provide required air flow according to the diagram.