

VENTS VPVO series



Medium pressure axial fans with air capacity **up to 120 000 m³/h**

■ Purpose

The fans are used:

- as a part of a smoke extraction system for air pressurization to create a positive air pressure differential in stairway enclosures, airlock vestibules and lift shafts, to prevent spreading of smoke in premises, protect people using evacuation routes from fire hazards and enable conditions for fire-extinguishing measures.
- in general ventilation systems in industrial, administrative and residential buildings.

■ Design

The metal casing with rolled flanges helps achieve outstanding rigidity and minimum clearances between the casing and the blades. There is an inspection hatch in the casing for easy maintenance. All the casing components are powder coated for improved protection against the environmental effects. The weight of the fans may differ from the one stated in the catalogue and depends on the components used (motor, terminal box, etc.).

■ Motor

The fans are equipped with three-phase (400 V/50 Hz) single-speed 2-, 4- or 6-pole electric motors. Motor with energy efficiency class IE3 on request.

■ Impeller

Depending on the size and the required air capacity the fans are equipped with impellers with 6 or 8 blades angled from 20° to 50° with variation from 2.5 up to 5° to ensure precise matching of fans with the operating point. The specially designed impeller blades ensure high efficiency of the fan while keeping noise well under control. The impellers are dynamically balanced. Low weight and low moment of the impeller inertia help reduce the fan start-up time. The fan blades can be made of the following materials:

- PAG - fiberglass reinforced polyamide
- AL - aluminium

Please confirm the blade material while placing your order.

■ Installation

The fans can be mounted on any flat surface or directly into a ventilation duct. The units are suitable for both horizontal and vertical configurations. In-duct installation requires flanges to attach the fan to the ductwork. To attach the fan to the floor, a wall or the ceiling use the O-VO carriers (not included as standard, should be purchased separately). The units are suitable for installation on rooftops to provide direct supply of outdoor air to the stairway areas.

■ Designation key

Casing Motor Impeller Modification
VPVO-630 K-2D/5.5-8/35/AL-U1-K

VPVO: axial pressurisation fan

Standard size (duct diameter) [mm]

Modification: _: standard casing; **K:** shortened casing

Number of the poles

Motor phase: **E:** single-phase; **D:** three-phase

Motor power [kW]

Number of impeller blades [items]

Blade setting angle [°]

Blade material

PAG: fiberglass reinforced polyamide

AL: aluminium

Climatic category:

U: moderate climate (-40...+40 °C)

HL: cold climate (-60...+40 °C)

UHL: moderate and cold climate (-60...+40 °C)

T: tropical climate (-10...+50 °C)

M: maritime moderately cold climate (-40...+40 °C)

O: general climatic modification (except maritime climate) (-60...+50 °C)

OM: general maritime climatic modification (-40...+40 °C)

V: universal climatic modification (-60...+50 °C)

Placement category:

1: outdoors

2: under a shed or indoors with the same conditions as outdoors except solar radiation and precipitation

3: in closed rooms without artificial climate control

4: in closed rooms with artificial climate control (ventilation, heating)

5: in rooms with high levels of humidity, without climate control

Terminal box:

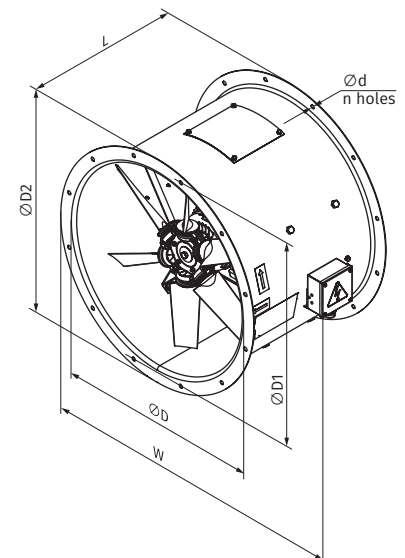
_: electric connection through the terminal box on the motor

K: external terminal box on the fan casing

■ Overall dimensions [mm]

Model	Ø D	Ø D1	Ø D2	Ø d	n	W*
VPVO-400...	400	450	490	8	12	480
VPVO-450...	450	500	540	8	12	525
VPVO-500...	500	560	600	12	12	575
VPVO-560...	560	620	660	12	12	590
VPVO-630...	630	690	730	12	12	650
VPVO-710...	710	770	810	12	16	765
VPVO-800...	800	860	900	12	16	845
VPVO-900...	900	970	1015	15	16	985
VPVO-1000...	1000	1070	1115	15	16	1080
VPVO-1120...	1120	1190	1270	15	20	1210
VPVO-1250...	1250	1320	1400	15	20	1330

*Dimension for fans complete with terminal box.



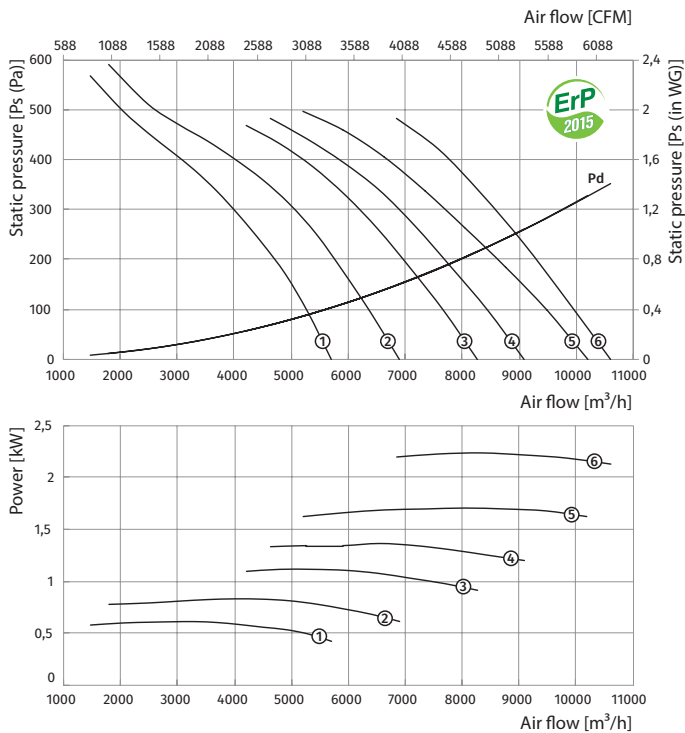
TECHNICAL DATA VPVO

VPVO-400

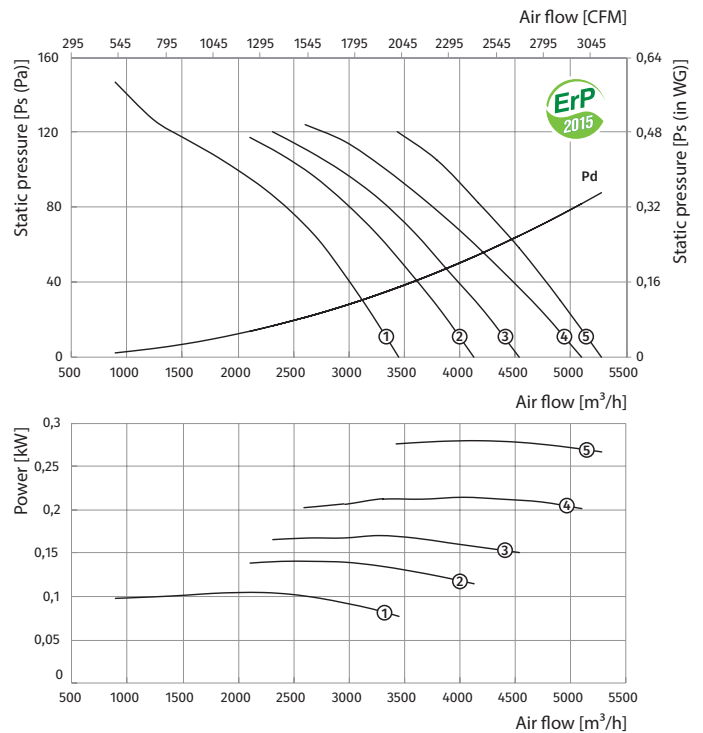
Size	Number of poles	Voltage [V/50 Hz]	Fan model with aluminum impeller (AL)	Fan model with fiberglass reinforced polyamide (PAG) impeller	Installed motor power Ny [kW]	RPM [min ⁻¹]	Number of blades	Blade setting angle [°]	Weight [kg]	Length L [mm]	Curve number on graph
VPVO-400-2D											
400	2	3~400	VPVO-400-2D/0,55-6/25/AL	VPVO-400-2D/0,55-6/25/PAG	0,55	2880	6	25	23,4	350	①
			VPVO-400-2D/0,75-6/30/AL	VPVO-400-2D/0,75-6/30/PAG	0,75	2880	6	30	26,5	350 (450*)	②
			VPVO-400-2D/1,1-6/35/AL	VPVO-400-2D/1,1-6/35/PAG	1,1	2880	6	35	27,0	450	③
			VPVO-400-2D/1,5-6/40/AL	VPVO-400-2D/1,5-6/40/PAG	1,5	2880	6	40	32,5	450	④
			VPVO-400-2D/2,2-6/45/AL	VPVO-400-2D/2,2-6/45/PAG	2,2	2880	6	45	34,5	450	⑤
			VPVO-400-2D/2,2-8/45/AL	VPVO-400-2D/2,2-8/45/PAG	2,2	2880	8	45	35,0	450	⑥
VPVO-400-4D											
400	4	3~400	VPVO-400-4D/0,12-6/30/AL	VPVO-400-4D/0,12-6/30/PAG	0,12	1440	6	30	19,5	350	①
			VPVO-400-4D/0,18-6/35/AL	VPVO-400-4D/0,18-6/35/PAG	0,18	1440	6	35	19,8	350	②
			VPVO-400-4D/0,18-6/40/AL	VPVO-400-4D/0,18-6/40/PAG	0,18	1440	6	40	19,8	350	③
			VPVO-400-4D/0,25-6/45/AL	VPVO-400-4D/0,25-6/45/PAG	0,25	1440	6	45	23,2	350	④
			VPVO-400-4D/0,37-8/45/AL	VPVO-400-4D/0,37-8/45/PAG	0,37	1440	8	45	23,9	350	⑤

*With IE3 energy efficiency motor

Standard size: 400
Number of poles: 2



Standard size: 400
Number of poles: 4

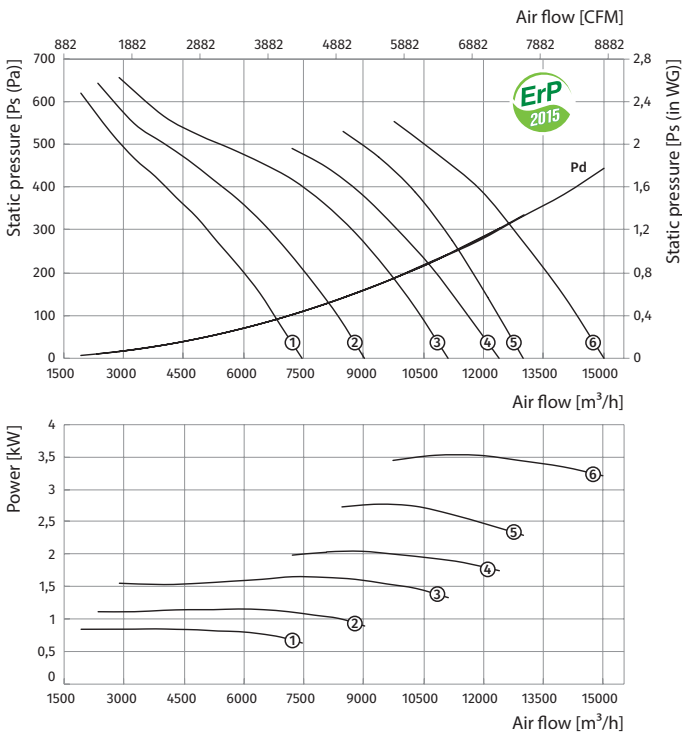


VPVO-450

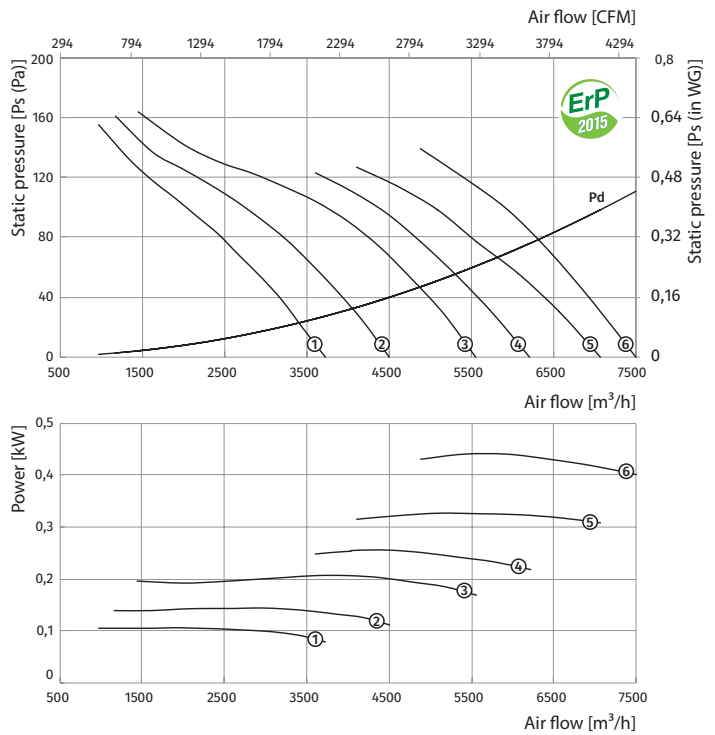
Size	Number of poles	Voltage [V/50 Hz]	Fan model with aluminum impeller (AL)	Fan model with fiberglass reinforced polyamide (PAG) impeller	Installed motor power Ny [kW]	RPM [min ⁻¹]	Number of blades	Blade setting angle [°]	Weight [kg]	Length L [mm]	Curve number on graph
VPVO-450-2D											
450	2	3~400	VPVO-450-2D/0,75-6/25/AL	VPVO-450-2D/0,75-6/25/PAG	0,75	2880	6	25	36,1	350 (450*)	①
			VPVO-450-2D/1,1-6/30/AL	VPVO-450-2D/1,1-6/30/PAG	1,1	2880	6	30	36,6	450	②
			VPVO-450-2D/1,5-6/35/AL	VPVO-450-2D/1,5-6/35/PAG	1,5	2880	6	35	42,1	450	③
			VPVO-450-2D/2,2-6/40/AL	VPVO-450-2D/2,2-6/40/PAG	2,2	2880	6	40	44,1	450	④
			VPVO-450-2D/3-8/40/AL	VPVO-450-2D/3-8/40/PAG	3	2880	8	40	53,6	450 (550*)	⑤
			VPVO-450-2D/4-8/45/AL	VPVO-450-2D/4-8/45/PAG	4	2880	8	45	63,7	550	⑥
VPVO-450-4D											
450	4	3~400	VPVO-450-4D/0,12-6/25/AL	VPVO-450-4D/0,12-6/25/PAG	0,12	1440	6	25	29,1	350	①
			VPVO-450-4D/0,18-6/30/AL	VPVO-450-4D/0,18-6/30/PAG	0,18	1440	6	30	29,4	350	②
			VPVO-450-4D/0,25-6/35/AL	VPVO-450-4D/0,25-6/35/PAG	0,25	1440	6	35	32,8	350	③
			VPVO-450-4D/0,25-6/40/AL	VPVO-450-4D/0,25-6/40/PAG	0,25	1440	6	40	32,8	350	④
			VPVO-450-4D/0,37-6/45/AL	VPVO-450-4D/0,37-6/45/PAG	0,37	1440	6	45	33	350	⑤
			VPVO-450-4D/0,55-8/45/AL	VPVO-450-4D/0,55-8/45/PAG	0,55	1440	8	45	36,6	350 (450*)	⑥

*With IE3 energy efficiency motor

Standard size: 450
Number of poles: 2



Standard size: 450
Number of poles: 4

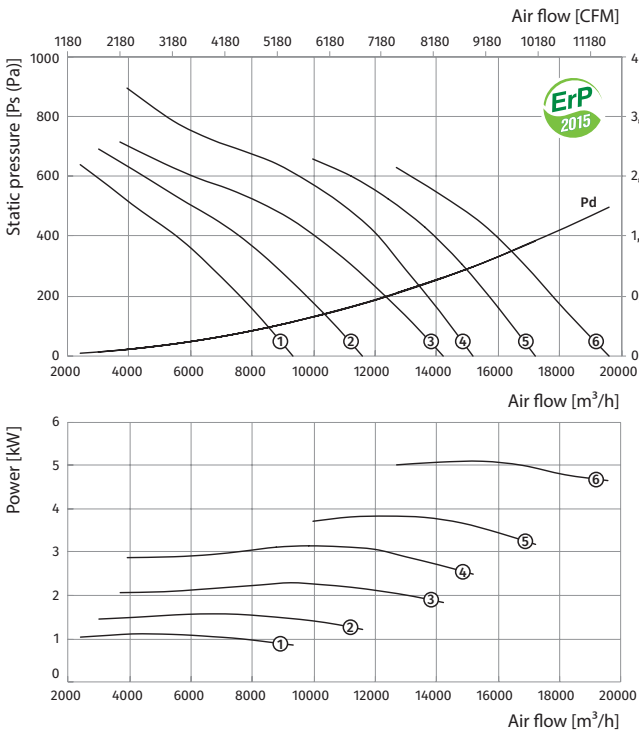


VPVO-500

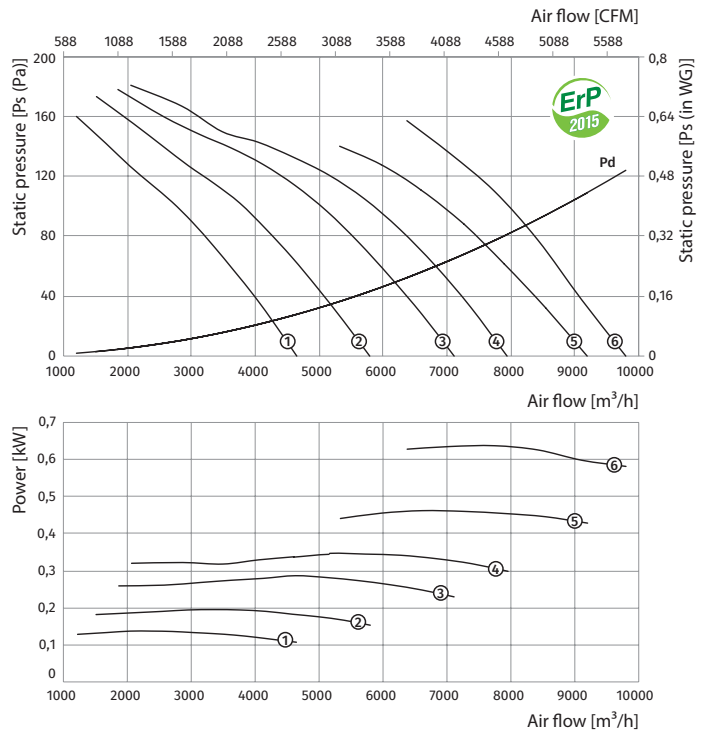
Size	Number of poles	Voltage [V/50 Hz]	Fan model with aluminum impeller (AL)	Fan model with fiberglass reinforced polyamide (PAG) impeller	Installed motor power Ny [kW]	RPM [min ⁻¹]	Number of blades	Blade setting angle [°]	Weight [kg]	Length L [mm]	Curve number on graph
VPVO-500-2D											
500	2	3~400	VPVO-500-2D/1,1-6/25/AL	VPVO-500-2D/1,1-6/25/PAG	1,1	2880	6	25	48,2	450	①
			VPVO-500-2D/1,5-6/30/AL	VPVO-500-2D/1,5-6/30/PAG	1,5	2880	6	30	53,7	450	②
			VPVO-500-2D/2,2-6/35/AL	VPVO-500-2D/2,2-6/35/PAG	2,2	2880	6	35	55,7	450	③
			VPVO-500-2D/3-8/35/AL	VPVO-500-2D/3-8/35/PAG	3	2880	8	35	65,3	450 (550*)	④
			VPVO-500-2D/4-8/40/AL	VPVO-500-2D/4-8/40/PAG	4	2880	8	40	75,4	550	⑤
			VPVO-500-2D/5,5-8/45/AL	VPVO-500-2D/5,5-8/45/PAG	5,5	2880	8	45	96,8	550	⑥
VPVO-500-4D											
500	4	3~400	VPVO-500-4D/0,18-6/25/AL	VPVO-500-4D/0,18-6/25/PAG	0,18	1440	6	25	61,5	350	①
			VPVO-500-4D/0,25-6/30/AL	VPVO-500-4D/0,25-6/30/PAG	0,25	1440	6	30	61,7	350	②
			VPVO-500-4D/0,37-6/35/AL	VPVO-500-4D/0,37-6/35/PAG	0,37	1440	6	35	64,8	350	③
			VPVO-500-4D/0,37-6/40/AL	VPVO-500-4D/0,37-6/40/PAG	0,37	1440	6	40	64,8	350	④
			VPVO-500-4D/0,55-6/45/AL	VPVO-500-4D/0,55-6/45/PAG	0,55	1440	6	45	65,6	450	⑤
			VPVO-500-4D/0,75-8/45/AL	VPVO-500-4D/0,75-8/45/PAG	0,75	1440	8	45	71,4	450	⑥

*With IE3 energy efficiency motor

Standard size: 500
Number of poles: 2



Standard size: 500
Number of poles: 4

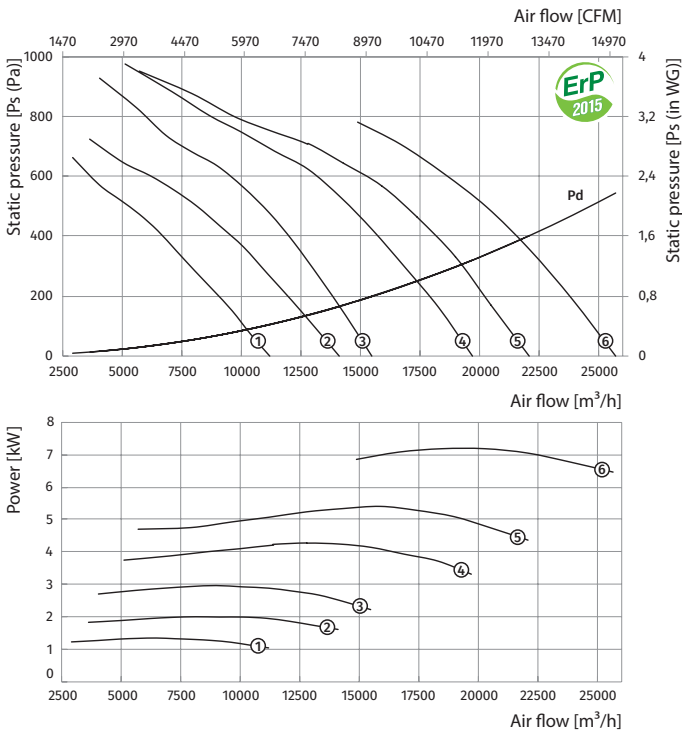


VPVO-560

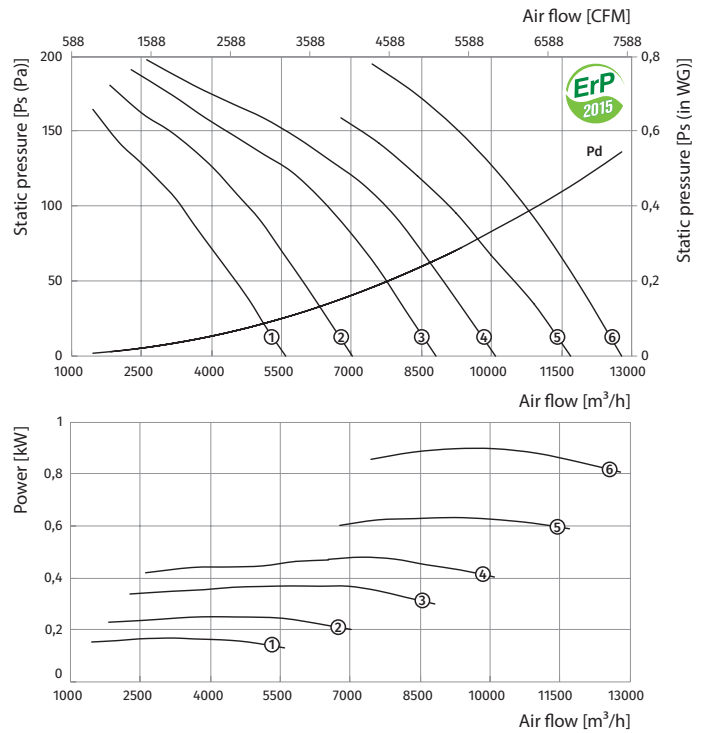
Size	Number of poles	Voltage [V/50 Hz]	Fan model with aluminum impeller (AL)	Fan model with fiberglass reinforced polyamide (PAG) impeller	Installed motor power Ny [kW]	RPM [min ⁻¹]	Number of blades	Blade setting angle [°]	Weight [kg]	Lenght L [mm]	Curve number on graph
VPVO-560-2D											
560	2	3~400	VPVO-560-2D/1,5-6/25/AL	VPVO-560-2D/1,5-6/25/PAG	1,5	2880	6	25	70,8	450	①
			VPVO-560-2D/2,2-6/30/AL	VPVO-560-2D/2,2-6/30/PAG	2,2	2880	6	30	72,8	450	②
			VPVO-560-2D/3-8/30/AL	VPVO-560-2D/3-8/30/PAG	3	2880	8	30	82,4	450 (550*)	③
			VPVO-560-2D/4-8/35/AL	VPVO-560-2D/4-8/35/PAG	4	2880	8	35	92,5	550	④
			VPVO-560-2D/5,5-8/40/AL	VPVO-560-2D/5,5-8/40/PAG	5,5	2880	8	40	113,9	550	⑤
			VPVO-560-2D/7,5-8/45/AL	VPVO-560-2D/7,5-8/45/PAG	7,5	2880	8	45	117,9	550 (650*)	⑥
VPVO-560-4D											
560	4	3~400	VPVO-560-4D/0,25-6/25/AL	VPVO-560-4D/0,25-6/25/PAG	0,25	1440	6	25	61,5	350	①
			VPVO-560-4D/0,37-6/30/AL	VPVO-560-4D/0,37-6/30/PAG	0,37	1440	6	30	61,7	350	②
			VPVO-560-4D/0,55-6/35/AL	VPVO-560-4D/0,55-6/35/PAG	0,55	1440	6	35	64,8	350 (450*)	③
			VPVO-560-4D/0,55-6/40/AL	VPVO-560-4D/0,55-6/40/PAG	0,55	1440	6	40	64,8	350 (450*)	④
			VPVO-560-4D/0,75-6/45/AL	VPVO-560-4D/0,75-6/45/PAG	0,75	1440	6	45	65,6	450	⑤
			VPVO-560-4D/1,1-8/45/AL	VPVO-560-4D/1,1-8/45/PAG	1,1	1440	8	45	71,4	450	⑥

*With IE3 energy efficiency motor

Standard size: 560
Number of poles: 2



Standard size: 560
Number of poles: 4

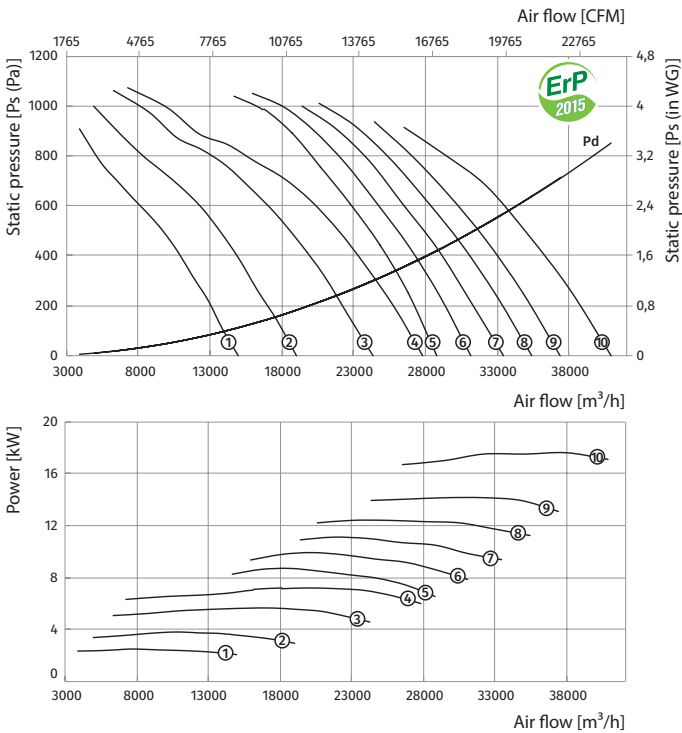


VPVO-630

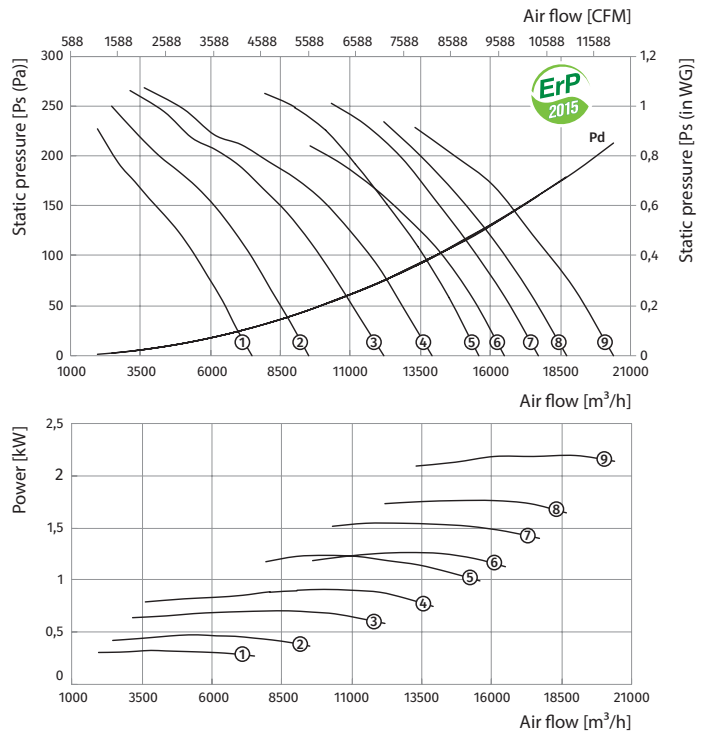
Size	Number of poles	Voltage [V/50 Hz]	Fan model with aluminum impeller (AL)	Fan model with fiberglass reinforced polyamide (PAG) impeller	Installed motor power Ny [kW]	RPM [min ⁻¹]	Number of blades	Blade setting angle [°]	Weight [kg]	Length L [mm]	Curve number on graph
VPVO-630-2D											
630	2	3~400	VPVO-630-2D/3-8/25/AL	VPVO-630-2D/3-8/25/PAG	3	2880	8	25	88	450 (550*)	①
			VPVO-630-2D/4-8/30/AL	VPVO-630-2D/4-8/30/PAG	4	2880	8	30	98,1	550	②
			VPVO-630-2D/5,5-8/35/AL	VPVO-630-2D/5,5-8/35/PAG	5,5	2880	8	35	119,5	550	③
			VPVO-630-2D/7,5-8/40/AL	VPVO-630-2D/7,5-8/40/PAG	7,5	2880	8	40	123,5	550 (650*)	④
			VPVO-630-2D/9,2-6/30/AL	VPVO-630-2D/9,2-6/30/PAG	9,2	2880	6	30	130,1	650	⑤
			VPVO-630-2D/11-6/32,5/AL	VPVO-630-2D/11-6/32,5/PAG	11	2880	6	32,5	154,1	650 (750*)	⑥
			VPVO-630-2D/11-6/35/AL	VPVO-630-2D/11-6/35/PAG	11	2880	6	35	154,1	650 (750*)	⑦
			VPVO-630-2D/15-6/37,5/AL	VPVO-630-2D/15-6/37,5/PAG	15	2880	6	37,5	166,7	750	⑧
			VPVO-630-2D/15-6/40/AL	VPVO-630-2D/15-6/40/PAG	15	2880	6	40	166,7	750	⑨
			VPVO-630-2D/18,5-6/45/AL	VPVO-630-2D/18,5-6/45/PAG	18,5	2880	6	45	179,8	750	⑩
VPVO-630-4D											
630	4	3~400	VPVO-630-4D/0,37-8/25/AL	VPVO-630-4D/0,37-8/25/PAG	0,37	1440	8	25	67,9	350	①
			VPVO-630-4D/0,55-8/30/AL	VPVO-630-4D/0,55-8/30/PAG	0,55	1440	8	30	71	350 (450*)	②
			VPVO-630-4D/0,75-8/35/AL	VPVO-630-4D/0,75-8/35/PAG	0,75	1440	8	35	71,8	450	③
			VPVO-630-4D/1,1-8/40/AL	VPVO-630-4D/1,1-8/40/PAG	1,1	1440	8	40	77	450	④
			VPVO-630-4D/1,5-6/32,5/AL	VPVO-630-4D/1,5-6/32,5/PAG	1,5	1440	6	32,5	81,1	450	⑤
			VPVO-630-4D/1,5-8/45/AL	VPVO-630-4D/1,5-8/45/PAG	1,5	1440	8	45	80	450	⑥
			VPVO-630-4D/1,5-6/37,5/AL	VPVO-630-4D/1,5-6/37,5/PAG	1,5	1440	6	37,5	81,1	450	⑦
			VPVO-630-4D/2,2-6/40/AL	VPVO-630-4D/2,2-6/40/PAG	2,2	1440	6	40	83,2	450 (550*)	⑧
			VPVO-630-4D/2,2-6/45/AL	VPVO-630-4D/2,2-6/45/PAG	2,2	1440	6	45	83,2	450 (550*)	⑨

*With IE3 energy efficiency motor

Standard size: 630
Number of poles: 2



Standard size: 630
Number of poles: 4

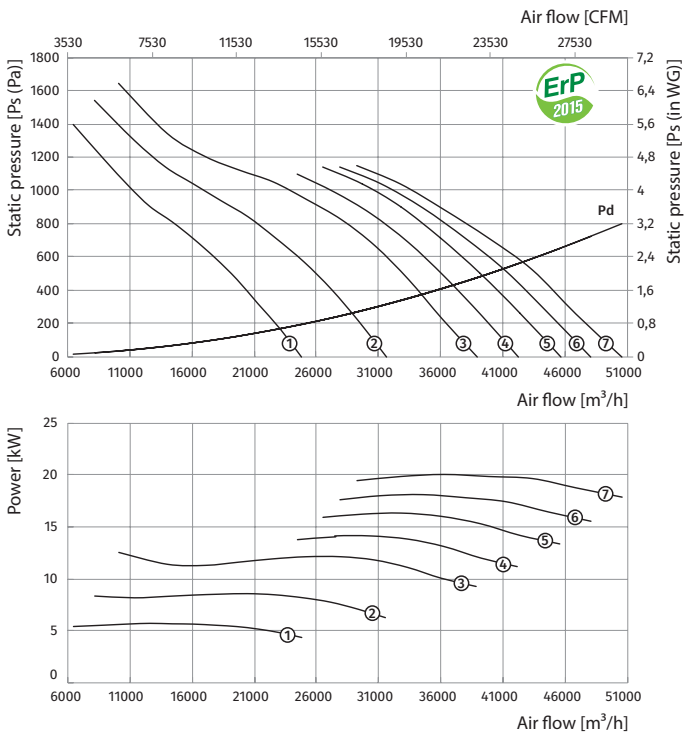


VPVO-710

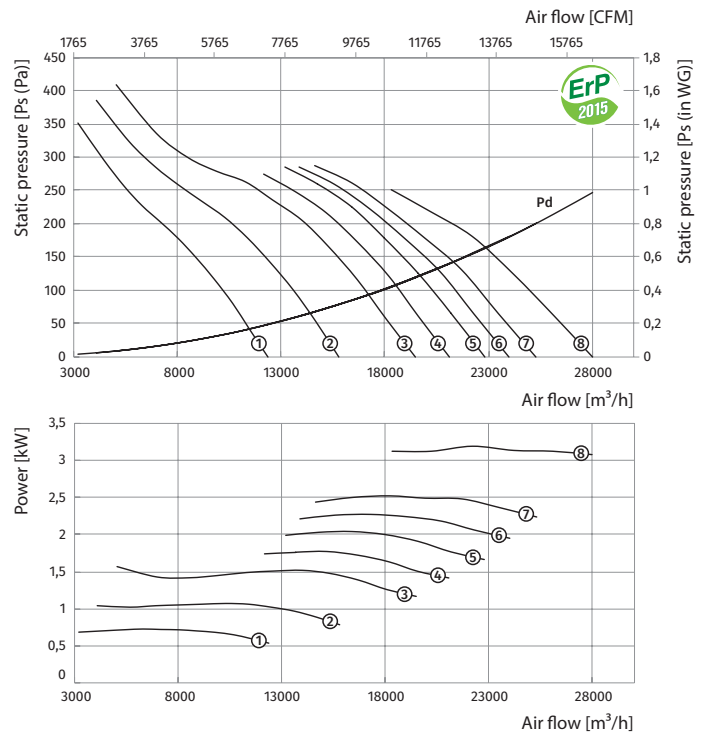
Size	Number of poles	Voltage [V/50 Hz]	Fan model with aluminum impeller (AL)	Fan model with fiberglass reinforced polyamide (PAG) impeller	Installed motor power Ny [kW]	RPM [min ⁻¹]	Number of blades	Blade setting angle [°]	Weight [kg]	Length L [mm]	Curve number on graph
VPVO-710-2D											
710	2	3~400	VPVO-710-2D/7,5-6/20/AL	VPVO-710-2D/7,5-6/20/PAG	7,5	2880	6	20	150,8	550 (650*)	①
			VPVO-710-2D/9,2-6/25/AL	VPVO-710-2D/9,2-6/25/PAG	9,2	2880	6	25	156,3	650	②
			VPVO-710-2D/15-6/30/AL	VPVO-710-2D/15-6/30/PAG	15	2880	6	30	192,9	750	③
			VPVO-710-2D/15-6/32,5/AL	VPVO-710-2D/15-6/32,5/PAG	15	2880	6	32,5	192,9	750	④
			VPVO-710-2D/18,5-6/35/AL	VPVO-710-2D/18,5-6/35/PAG	18,5	2880	6	35	206	750	⑤
			VPVO-710-2D/18,5-6/37,5/AL	VPVO-710-2D/18,5-6/37,5/PAG	18,5	2880	6	37,5	206	750	⑥
			VPVO-710-2D/22-6/40/AL	VPVO-710-2D/22-6/40/PAG	22	2880	6	40	246	850	⑦
VPVO-710-4D											
710	4	3~400	VPVO-710-4D/0,75-6/20/AL	VPVO-710-4D/0,75-6/20/PAG	0,75	1440	6	20	99,1	450	①
			VPVO-710-4D/1,1-6/25/AL	VPVO-710-4D/1,1-6/25/PAG	1,1	1440	6	25	104,3	450	②
			VPVO-710-4D/1,5-6/30/AL	VPVO-710-4D/1,5-6/30/PAG	1,5	1440	6	30	107,3	450	③
			VPVO-710-4D/2,2-6/32,5/AL	VPVO-710-4D/2,2-6/32,5/PAG	2,2	1440	6	32,5	109,4	450 (550*)	④
			VPVO-710-4D/2,2-6/35/AL	VPVO-710-4D/2,2-6/35/PAG	2,2	1440	6	35	109,4	450 (550*)	⑤
			VPVO-710-4D/2,2-6/37,5/AL	VPVO-710-4D/2,2-6/37,5/PAG	2,2	1440	6	37,5	109,4	450 (550*)	⑥
			VPVO-710-4D/3-6/40/AL	VPVO-710-4D/3-6/40/PAG	3	1440	6	40	118,3	550	⑦
			VPVO-710-4D/4-6/45/AL	VPVO-710-4D/4-6/45/PAG	4	1440	6	45	129,4	550	⑧

*With IE3 energy efficiency motor

Standard size: 710
Number of poles: 2



Standard size: 710
Number of poles: 4

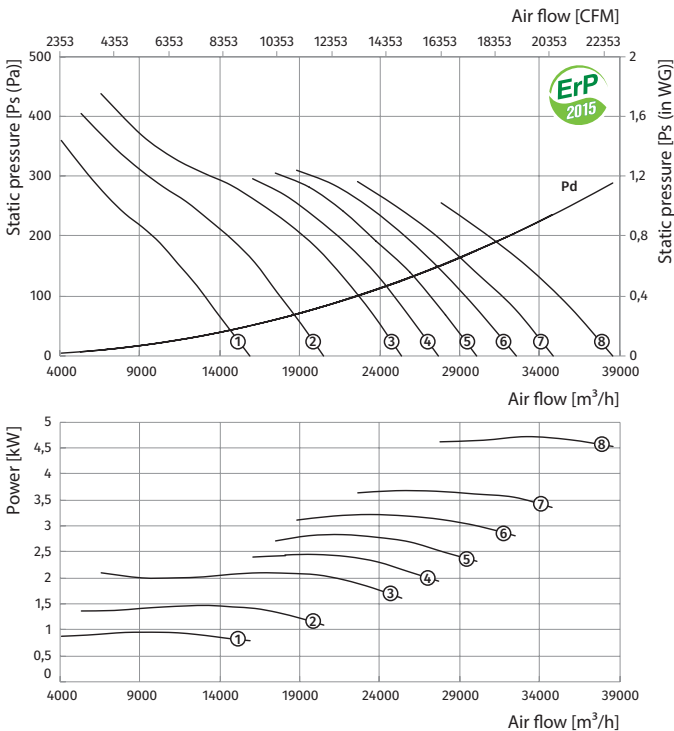


VPVO-800

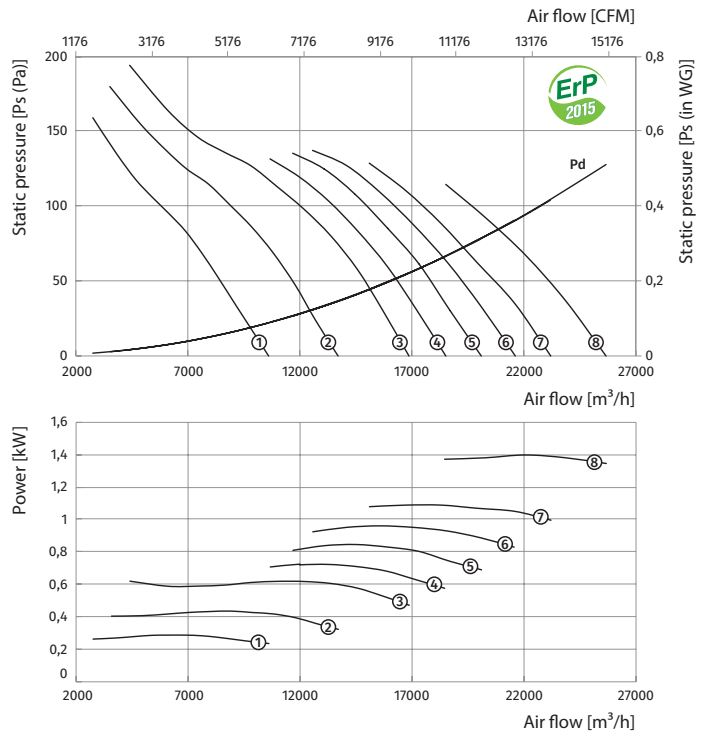
Size	Number of poles	Voltage [V/50 Hz]	Fan model with aluminum impeller (AL)	Fan model with fiberglass reinforced polyamide (PAG) impeller	Installed motor power Ny [kW]	RPM [min ⁻¹]	Number of blades	Blade setting angle [°]	Weight [kg]	Length L [mm]	Curve number on graph
VPVO-800-4D											
800	4	3~400	VPVO-800-4D/1,1-6/20/AL	VPVO-800-4D/1,1-6/20/PAG	1,1	1440	6	20	115,6	450	①
			VPVO-800-4D/1,5-6/25/AL	VPVO-800-4D/1,5-6/25/PAG	1,5	1440	6	25	118,6	450	②
			VPVO-800-4D/2,2-6/30/AL	VPVO-800-4D/2,2-6/30/PAG	2,2	1440	6	30	120,7	450/(550)*	③
			VPVO-800-4D/3-6/32,5/AL	VPVO-800-4D/3-6/32,5/PAG	3	1440	6	32,5	129,6	550	④
			VPVO-800-4D/3-6/35/AL	VPVO-800-4D/3-6/35/PAG	3	1440	6	35	129,6	550	⑤
			VPVO-800-4D/4-6/37,5/AL	VPVO-800-4D/4-6/37,5/PAG	4	1440	6	37,5	140,7	550	⑥
			VPVO-800-4D/4-6/40/AL	VPVO-800-4D/4-6/40/PAG	4	1440	6	40	140,7	550	⑦
			VPVO-800-4D/5,5-6/45/AL	VPVO-800-4D/5,5-6/45/PAG	5,5	1440	6	45	157,6	550	⑧
VPVO-800-6D											
800	6	3~400	VPVO-800-6D/0,37-6/20/AL	VPVO-800-6D/0,37-6/20/PAG	0,37	960	6	20	109,6	450	①
			VPVO-800-6D/0,55-6/25/AL	VPVO-800-6D/0,55-6/25/PAG	0,55	960	6	25	111,1	450	②
			VPVO-800-6D/0,75-6/30/AL	VPVO-800-6D/0,75-6/30/PAG	0,75	960	6	30	116,4	450	③
			VPVO-800-6D/0,75-6/32,5/AL	VPVO-800-6D/0,75-6/32,5/PAG	0,75	960	6	32,5	116,4	450	④
			VPVO-800-6D/1,1-6/35/AL	VPVO-800-6D/1,1-6/35/PAG	1,1	960	6	35	116,5	450	⑤
			VPVO-800-6D/1,1-6/37,5/AL	VPVO-800-6D/1,1-6/37,5/PAG	1,1	960	6	37,5	116,5	450	⑥
			VPVO-800-6D/1,1-6/40/AL	VPVO-800-6D/1,1-6/40/PAG	1,1	960	6	40	116,5	450	⑦
			VPVO-800-6D/1,5-6/45/AL	VPVO-800-6D/1,5-6/45/PAG	1,5	960	6	45	124,6	550	⑧

*With IE3 energy efficiency motor

Standard size: 800
Number of poles: 4



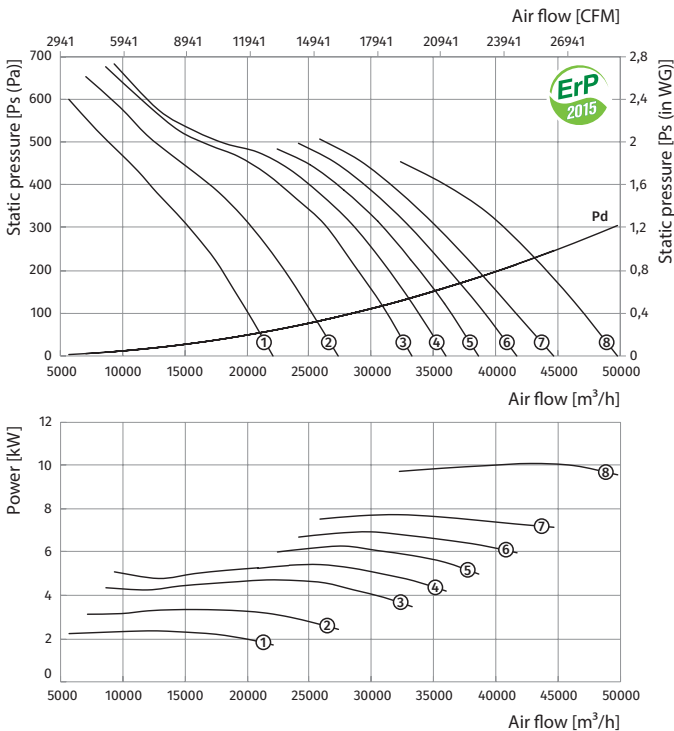
Standard size: 800
Number of poles: 6



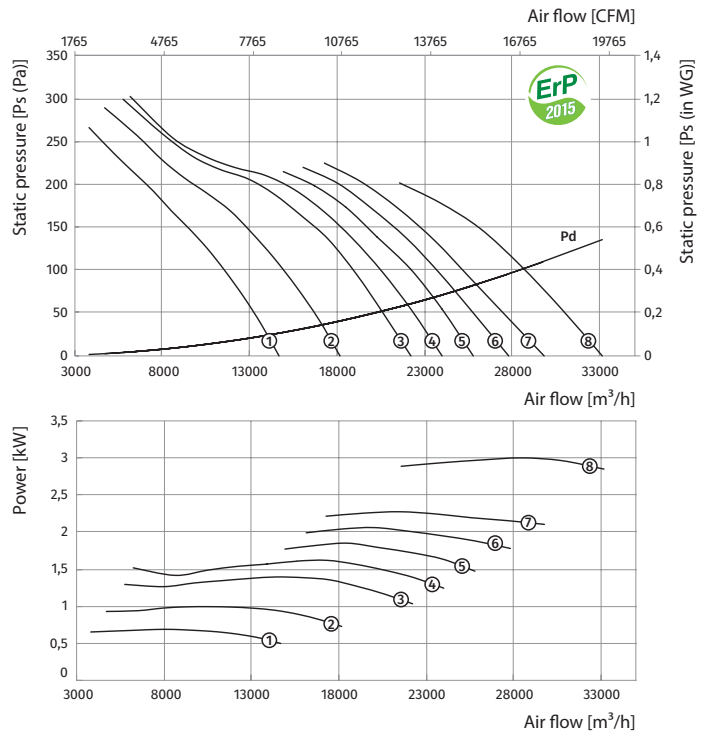
VPVO-900

Size	Number of poles	Voltage [V/50 Hz]	Fan model with aluminum impeller (AL)	Fan model with fiberglass reinforced polyamide (PAG) impeller	Installed motor power Ny [kW]	RPM [min ⁻¹]	Number of blades	Blade setting angle [°]	Weight [kg]	Lenght L [mm]	Curve number on graph
VPVO-900-4D											
900	4	3~400	VPVO-900-4D/3-8/20/AL	VPVO-900-4D/3-8/20/PAG	3	1440	8	20	134,8	550	①
			VPVO-900-4D/4-8/25/AL	VPVO-900-4D/4-8/25/PAG	4	1440	8	25	145,9	550	②
			VPVO-900-4D/5,5-8/30/AL	VPVO-900-4D/5,5-8/30/PAG	5,5	1440	8	30	162,8	550	③
			VPVO-900-4D/5,5-8/32,5/AL	VPVO-900-4D/5,5-8/32,5/PAG	5,5	1440	8	32,5	162,8	550	④
			VPVO-900-4D/7,5-8/35/AL	VPVO-900-4D/7,5-8/35/PAG	7,5	1440	8	35	165,3	650	⑤
			VPVO-900-4D/7,5-8/37,5/AL	VPVO-900-4D/7,5-8/37,5/PAG	7,5	1440	8	37,5	165,3	650	⑥
			VPVO-900-4D/7,5-8/40/AL	VPVO-900-4D/7,5-8/40/PAG	7,5	1440	8	40	165,3	650	⑦
			VPVO-900-4D/11-8/45/AL	VPVO-900-4D/11-8/45/PAG	11	1440	8	45	199,6	750	⑧
VPVO-900-6D											
900	6	3~400	VPVO-900-6D/0,75-8/20/AL	VPVO-900-6D/0,75-8/20/PAG	0,75	960	8	20	121,6	450	①
			VPVO-900-6D/1,1-8/25/AL	VPVO-900-6D/1,1-8/25/PAG	1,1	960	8	25	121,7	450	②
			VPVO-900-6D/1,5-8/30/AL	VPVO-900-6D/1,5-8/30/PAG	1,5	960	8	30	129,8	550	③
			VPVO-900-6D/1,5-8/32,5/AL	VPVO-900-6D/1,5-8/32,5/PAG	1,5	960	8	32,5	129,8	550	④
			VPVO-900-6D/2,2-8/35/AL	VPVO-900-6D/2,2-8/35/PAG	2,2	960	8	35	135,3	550	⑤
			VPVO-900-6D/2,2-8/37,5/AL	VPVO-900-6D/2,2-8/37,5/PAG	2,2	960	8	37,5	135,3	550	⑥
			VPVO-900-6D/2,2-8/40/AL	VPVO-900-6D/2,2-8/40/PAG	2,2	960	8	40	135,3	550	⑦
			VPVO-900-6D/3-8/45/AL	VPVO-900-6D/3-8/45/PAG	3	960	8	45	155,8	650	⑧

Standard size: **900**
Number of poles: **4**



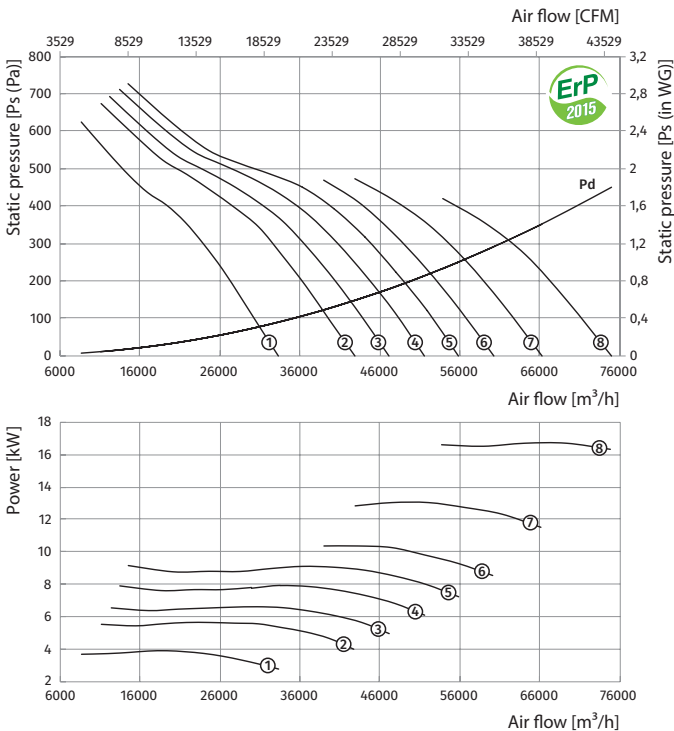
Standard size: **900**
Number of poles: **6**



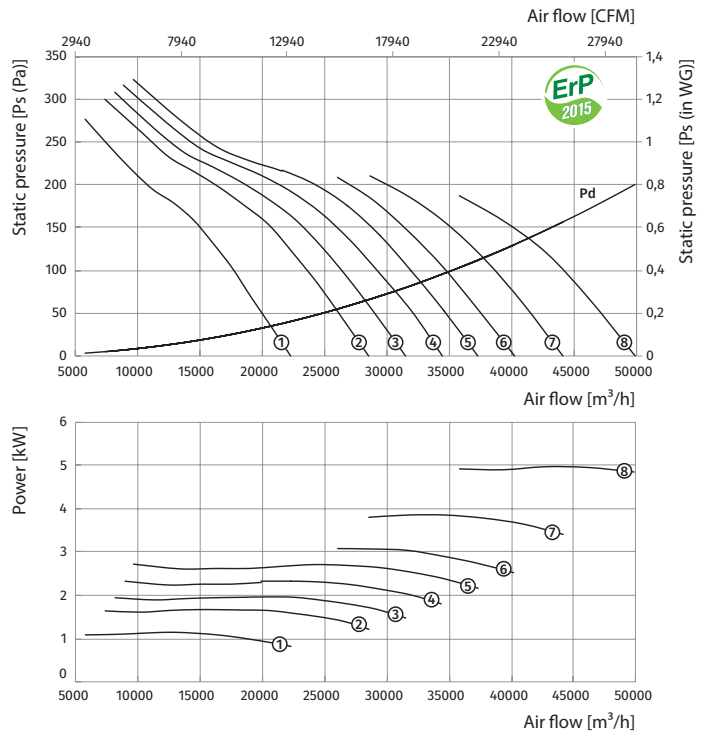
VPVO-1000

Size	Number of poles	Voltage [V/50 Hz]	Fan model with aluminum impeller (AL)	Fan model with fiberglass reinforced polyamide (PAG) impeller	Installed motor power Ny [kW]	RPM [min ⁻¹]	Number of blades	Blade setting angle [°]	Weight [kg]	Length L [mm]	Curve number on graph
VPVO-1000-4D											
1000	4	3~400	VPVO-1000-4D/5,5-8/25/AL	VPVO-1000-4D/5,5-8/25/PAG	5,5	1440	8	25	200,5	550	①
			VPVO-1000-4D/7,5-8/30/AL	VPVO-1000-4D/7,5-8/30/PAG	7,5	1440	8	30	203	650	②
			VPVO-1000-4D/7,5-8/32,5/AL	VPVO-1000-4D/7,5-8/32,5/PAG	7,5	1440	8	32,5	203	650	③
			VPVO-1000-4D/9,2-8/35/AL	VPVO-1000-4D/9,2-8/35/PAG	9,2	1440	8	35	233,5	650	④
			VPVO-1000-4D/11-8/37,5/AL	VPVO-1000-4D/11-8/37,5/PAG	11	1440	8	37,5	237,3	800	⑤
			VPVO-1000-4D/11-8/40/AL	VPVO-1000-4D/11-8/40/PAG	11	1440	8	40	237,3	800	⑥
			VPVO-1000-4D/15-8/45/AL	VPVO-1000-4D/15-8/45/PAG	15	1440	8	45	256,4	800	⑦
			VPVO-1000-4D/18,5-8/50/AL	VPVO-1000-4D/18,5-8/50/PAG	18,5	1440	8	50	301,9	900	⑧
VPVO-1000-6D											
1000	6	3~400	VPVO-1000-6D/1,5-8/25/AL	VPVO-1000-6D/1,5-8/25/PAG	1,5	960	8	25	167,5	550	①
			VPVO-1000-6D/2,2-8/30/AL	VPVO-1000-6D/2,2-8/30/PAG	2,2	960	8	30	173	550	②
			VPVO-1000-6D/2,2-8/32,5/AL	VPVO-1000-6D/2,2-8/32,5/PAG	2,2	960	8	32,5	173	550	③
			VPVO-1000-6D/3-8/35/AL	VPVO-1000-6D/3-8/35/PAG	3	960	8	35	193,5	650	④
			VPVO-1000-6D/3-8/37,5/AL	VPVO-1000-6D/3-8/37,5/PAG	3	960	8	37,5	193,5	650	⑤
			VPVO-1000-6D/4-8/40/AL	VPVO-1000-6D/4-8/40/PAG	4	960	8	40	203,5	650	⑥
			VPVO-1000-6D/5,5-8/45/AL	VPVO-1000-6D/5,5-8/45/PAG	5,5	960	8	45	207,5	650	⑦
			VPVO-1000-6D/5,5-8/50/AL	VPVO-1000-6D/5,5-8/50/PAG	5,5	960	8	50	207,5	650	⑧

Standard size: 1000
Number of poles: 4



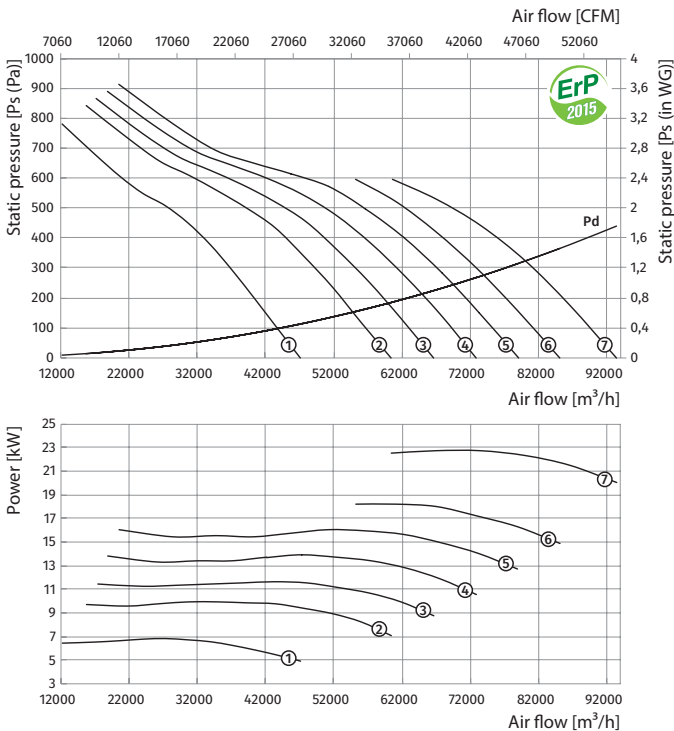
Standard size: 1000
Number of poles: 6



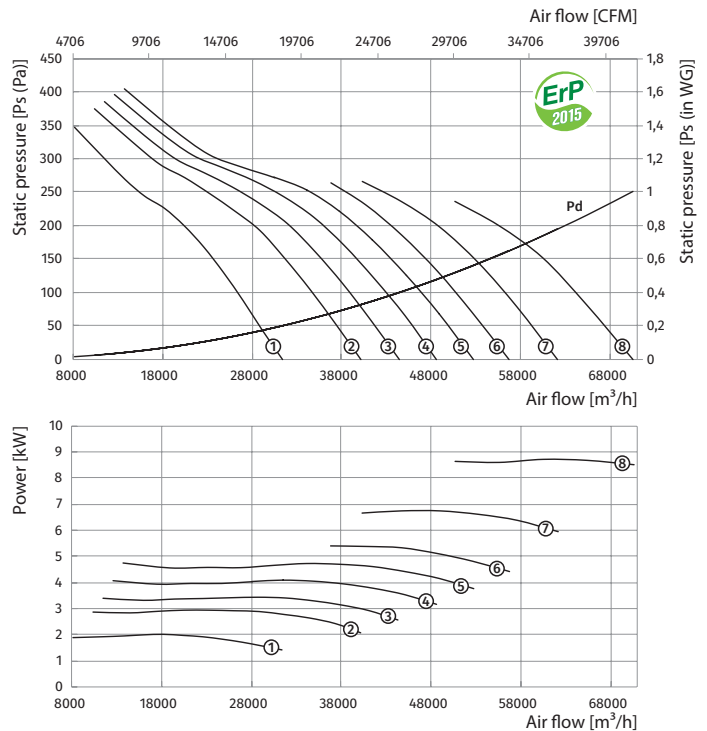
VPVO-1120

Size	Number of poles	Voltage [V/50 Hz]	Fan model with aluminum impeller (AL)	Fan model with fiberglass reinforced polyamide (PAG) impeller	Installed motor power Ny [kW]	RPM [min ⁻¹]	Number of blades	Blade setting angle [°]	Weight [kg]	Lenght L [mm]	Curve number on graph
VPVO-1120-4D											
1120	4	3~400	VPVO-1120-4D/7,5-8/25/AL	VPVO-1120-4D/7,5-8/25/PAG	7,5	1440	8	25	222	650	①
			VPVO-1120-4D/11-8/30/AL	VPVO-1120-4D/11-8/30/PAG	11	1440	8	30	256,3	800	②
			VPVO-1120-4D/11-8/32,5/AL	VPVO-1120-4D/11-8/32,5/PAG	11	1440	8	32,5	256,3	800	③
			VPVO-1120-4D/15-8/35/AL	VPVO-1120-4D/15-8/35/PAG	15	1440	8	35	275,4	800	④
			VPVO-1120-4D/18,5-8/37,5/AL	VPVO-1120-4D/18,5-8/37,5/PAG	18,5	1440	8	37,5	320,9	900	⑤
			VPVO-1120-4D/18,5-8/40/AL	VPVO-1120-4D/18,5-8/40/PAG	18,5	1440	8	40	320,9	900	⑥
			VPVO-1120-4D/22-8/45/AL	VPVO-1120-4D/22-8/45/PAG	22	1440	8	45	334,2	900	⑦
VPVO-1120-6D											
1120	6	3~400	VPVO-1120-6D/2,2-8/25/AL	VPVO-1120-6D/2,2-8/25/PAG	2,2	960	8	25	192	550	①
			VPVO-1120-6D/3-8/30/AL	VPVO-1120-6D/3-8/30/PAG	3	960	8	30	212,5	650	②
			VPVO-1120-6D/4-8/32,5/AL	VPVO-1120-6D/4-8/32,5/PAG	4	960	8	32,5	222,5	650	③
			VPVO-1120-6D/4-8/35/AL	VPVO-1120-6D/4-8/35/PAG	4	960	8	35	222,5	650	④
			VPVO-1120-6D/5,5-8/37,5/AL	VPVO-1120-6D/5,5-8/37,5/PAG	5,5	960	8	37,5	226,5	650	⑤
			VPVO-1120-6D/5,5-8/40/AL	VPVO-1120-6D/5,5-8/40/PAG	5,5	960	8	40	226,5	650	⑥
			VPVO-1120-6D/7,5-8/45/AL	VPVO-1120-6D/7,5-8/45/PAG	7,5	960	8	45	254,8	800	⑦
			VPVO-1120-6D/9,2-8/50/AL	VPVO-1120-6D/9,2-8/50/PAG	9,2	960	8	50	272,5	800	⑧

Standard size: 1120
Number of poles: 4



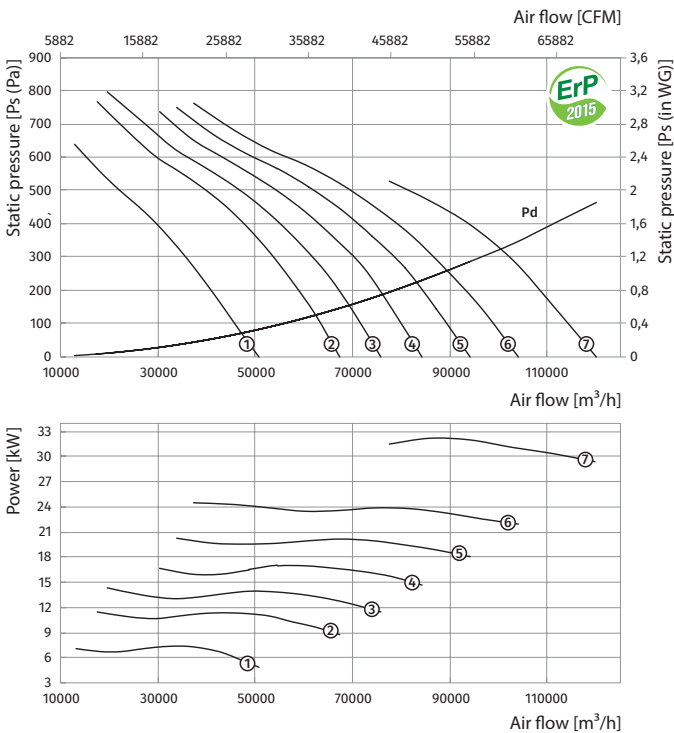
Standard size: 1120
Number of poles: 6



VPVO-1250

Size	Number of poles	Voltage [V/50 Hz]	Fan model with aluminum impeller (AL)	Fan model with fiberglass reinforced polyamide (PAG) impeller	Installed motor power Ny [kW]	RPM [min ⁻¹]	Number of blades	Blade setting angle [°]	Weight [kg]	Length L [mm]	Curve number on graph
VPVO-1250-4D											
1250	4	3~400	VPVO-1250-4D/7,5-8/25/AL	VPVO-1250-4D/7,5-8/25/PAG	7,5	1440	8	25	241	650	①
			VPVO-1250-4D/11-8/30/AL	VPVO-1250-4D/11-8/30/PAG	11	1440	8	30	275,3	800	②
			VPVO-1250-4D/15-8/32,5/AL	VPVO-1250-4D/15-8/32,5/PAG	15	1440	8	32,5	294,4	800	③
			VPVO-1250-4D/15-8/35/AL	VPVO-1250-4D/15-8/35/PAG	15	1440	8	35	294,4	800	④
			VPVO-1250-4D/18,5-8/37,5/AL	VPVO-1250-4D/18,5-8/37,5/PAG	18,5	1440	8	37,5	339,9	900	⑤
			VPVO-1250-4D/22-8/40/AL	VPVO-1250-4D/22-8/40/PAG	22	1440	8	40	353,2	900	⑥
			VPVO-1250-4D/30-8/45/AL	VPVO-1250-4D/30-8/45/PAG	30	1440	8	45	416,2	900	⑦
VPVO-1250-6D											
1250	6	3~400	VPVO-1250-6D/2,2-8/25/AL	VPVO-1250-6D/2,2-8/25/PAG	2,2	960	8	25	211	550	①
			VPVO-1250-6D/3-8/30/AL	VPVO-1250-6D/3-8/30/PAG	3	960	8	30	231,5	650	②
			VPVO-1250-6D/4-8/32,5/AL	VPVO-1250-6D/4-8/32,5/PAG	4	960	8	32,5	241,5	650	③
			VPVO-1250-6D/5,5-8/35/AL	VPVO-1250-6D/5,5-8/35/PAG	5,5	960	8	35	245,5	650	④
			VPVO-1250-6D/5,5-8/37,5/AL	VPVO-1250-6D/5,5-8/37,5/PAG	5,5	960	8	37,5	245,5	650	⑤
			VPVO-1250-6D/7,5-8/40/AL	VPVO-1250-6D/7,5-8/40/PAG	7,5	960	8	40	273,8	800	⑥
			VPVO-1250-6D/9,2-8/45/AL	VPVO-1250-6D/9,2-8/45/PAG	9,2	960	8	45	291,5	800	⑦
			VPVO-1250-6D/11-8/50/AL	VPVO-1250-6D/11-8/50/PAG	11	960	8	50	299,3	800	⑧

Standard size: 1250
Number of poles: 4



Standard size: 1250
Number of poles: 6

